



Combine harvesters

# TRION

760 / 750 / 740 / 730 / 720 / 710





## **CLAAS combine harvesters.** More than a machine.

**You're investing in the potential to get the most out of every harvest.**

As the challenges facing farmers grow ever more complex, it's good to know that whatever the conditions, you can always count on optimal support from CLAAS, before, during and after every harvest. When you buy a CLAAS combine harvester, you are investing in optimal adaptability to allow you to work flexibly; in enduring performance to free yourself from constraints, and in the confidence that comes from knowing that you are always operational.

Discover more than a machine.  
[combines.claas.com](https://combines.claas.com)

The CLAAS TRION.  
More than a machine.

**CLAAS TRION. Fits your farm.**

Each field is special in its own way, demanding full commitment from you and your machine. It was with precisely this in mind that we developed the CLAAS TRION, a machine that reconciles performance with efficiency in a new way and takes every field in its stride. Changing from one crop to another is quick and easy. Its threshing unit is designed for high throughput. Self-learning operator assistance systems help make the harvesting process efficient and user-friendly. Experience the TRION, a combine harvester that is so much more than just a machine.

**TRION 700.**  
Your farm's most flexible fixed asset.

Powerful and flexible, whatever the terrain	2
Performance	6
Precision	8
Adaptability	10
Reliability	12

Front attachments	14
Front attachment detection	16
Feeder housing	18

Crop flow	20
APS HYBRID threshing system	22
Threshing unit	24
ROTO PLUS	28
Cleaning	30
Grain collection	32
Chaff and straw spreading	34
Crop type change	36

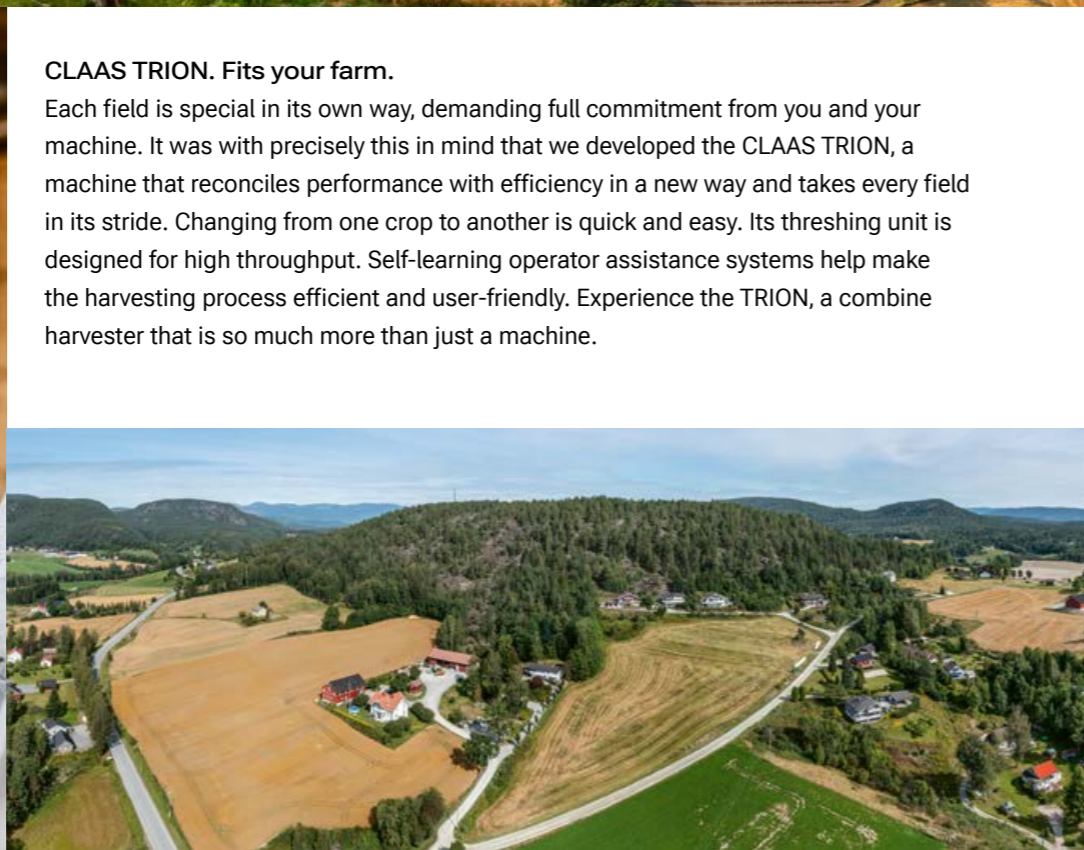
CLAAS POWER SYSTEMS	38
DYNAMIC POWER	40
DYNAMIC COOLING	42
Ground drive and drive system	44
TERRA TRAC	46

Cab	48
Comfort cab	50
Control system	52

Digitalisation	54
Operator assistance systems	56
Steering systems	62
Data management	64

Maintenance	66
Technology in detail	68
CLAAS Service & Parts	72
Advantages	74

Technical data	75
----------------	----

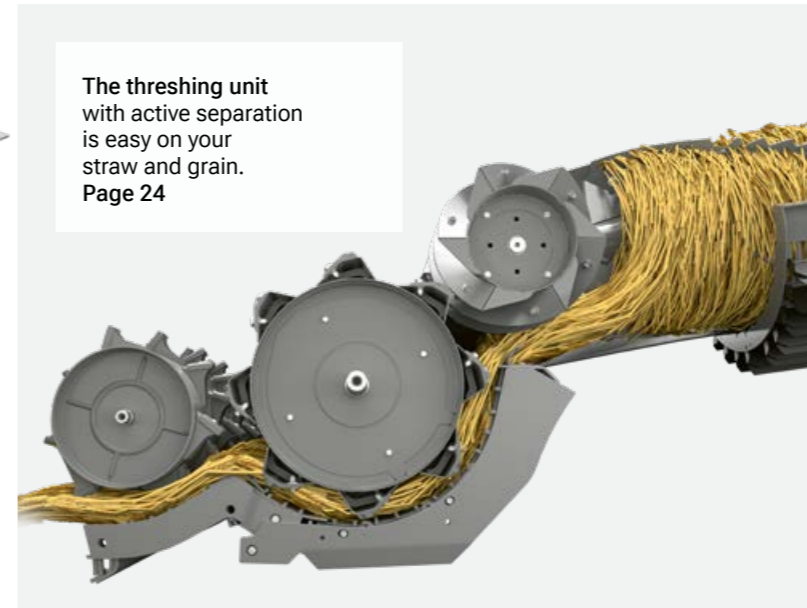


# You don't have to choose between performance and efficiency.

APS HYBRID ensures stable, high throughput. Page 22



The threshing unit with active separation is easy on your straw and grain. Page 24



### Increase your efficiency.

Benefit from maximum harvesting performance with lower fuel consumption. Discover how high throughput can be reconciled with low grain losses. The APS HYBRID SYSTEM and JET STREAM cleaning make it possible.

### Effective and economical.

- The APS HYBRID threshing system impresses with its high separation rate.
- The JET STREAM cleaning system cleans your grain intensively.
- The 3D cleaning system provides dynamic compensation for side slopes.
- ROTO PLUS high-performance rotor generates a high centrifugal force to separate the remaining grains from the straw.
- Collect up to 13,500 litres of grain at a speed of 130 l/s.
- The ground speed of up to 30 km/h enables fast transfers from field to field.

The pivoting spout on the grain tank unloading tube directs the stream precisely. Page 33




MAN and Cummins engines provide high performance reserves. Page 40



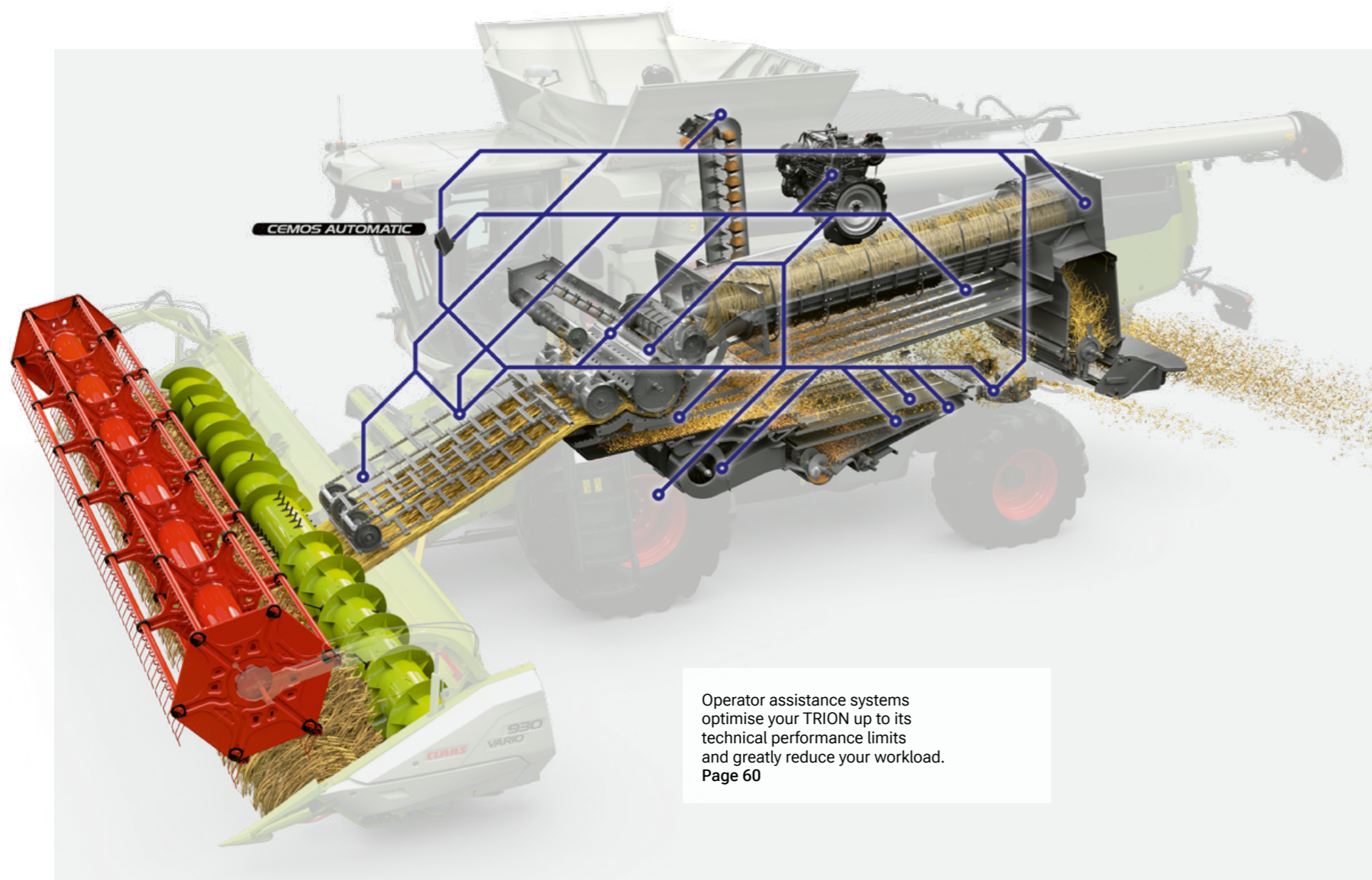
13,500 l grain tank has capacity for high yields. Page 32




JET STREAM cleans your grain impeccably. Page 30



Don't go with the features given to you, pick the ones that fit your farm.



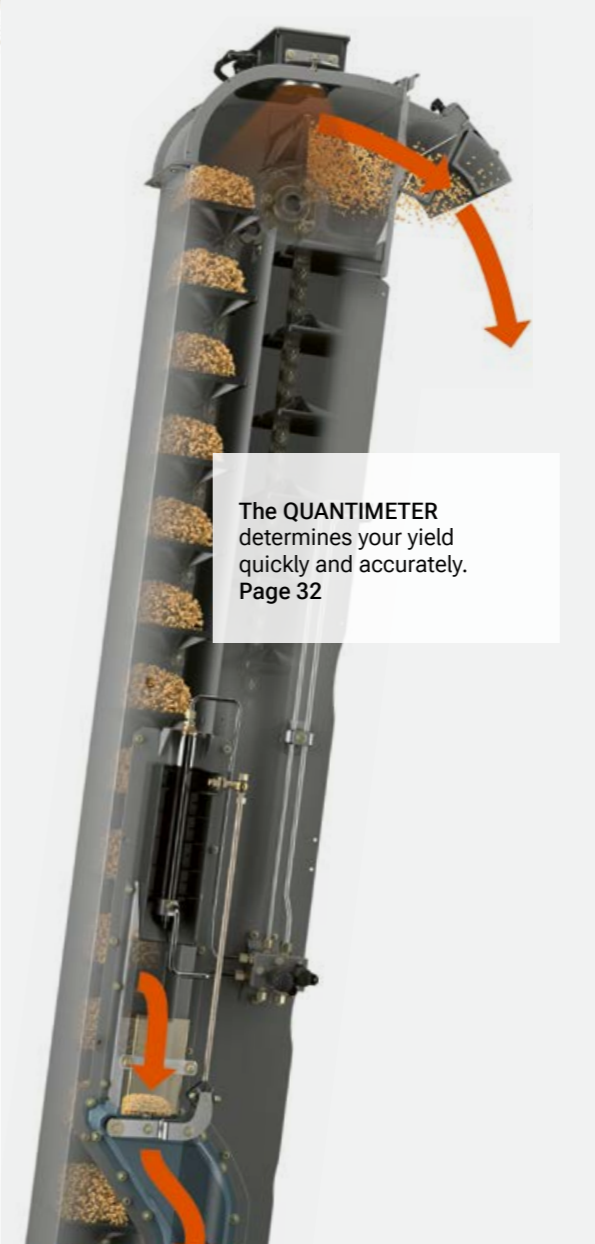
Operator assistance systems optimise your TRION up to its technical performance limits and greatly reduce your workload. Page 60



CLAAS connect documents your job and yield data. Page 68



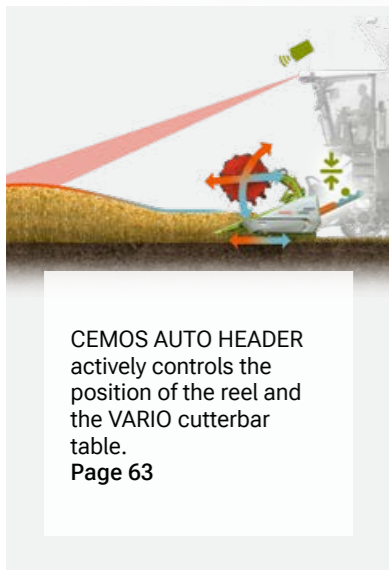
**The height of convenience.**  
Choose from a wide range of operator assistance systems for your convenience and success. From CEMOS AUTOMATIC to CLAAS connect, you can count on our extensive line-up of intelligent systems to make your work easier.



The QUANTIMETER determines your yield quickly and accurately. Page 32

**Perfect and precise.**

- CEMOS AUTOMATIC adapts to your requirements precisely: from the simple CRUISE PILOT to the AUTO THRESHING high-end system.
- Accurate down to as little as 2.5 cm, LASER PILOT and GPS PILOT CEMIS 1200 keep the number of passes required to a minimum.
- Machine connect transfers your data straight from your machine to CLAAS connect.
- DataConnect allows you to process the data from your machines, regardless of manufacturer.



CEMOS AUTO HEADER actively controls the position of the reel and the VARIO cutterbar table. Page 63




The GPS PILOT CEMIS 1200 keeps the TRION precisely on track. Page 66



The power spreader spreads the straw evenly across the entire working width. Page 34

# Don't limit your options, move on with more flexibility.




The CLAAS comfort cab makes your work easier with a pleasantly air-conditioned environment, comfortable seats and intuitive controls. Page 54



LED lighting packages keep your working area as bright as day. Page 54



A dialogue box opens in CEBIS when a direct adjustment switch is operated. Page 56



The preconcave segments are changed easily through the stone trap. Page 27



## Declare your independence.

Benefit from the MULTICROP capability of the TRION. Enjoy your new independence and change from one crop to another in next to no time. The settings are quick and easy to configure.

## Straightforward and ready for action.

- The preconcave segments are changed easily through the stone trap.
- The threshing concave segment is easily pulled out through the side of the machine.
- The threshing drum speed reduction gearbox allows you to switch between two speed ranges without having to use any tools.
- The differential lock on the front axle ensures you can keep operating safely and reliably in difficult terrain.
- The deflector spreader up to a spreading width of 7.7 m can be adjusted without tools.
- A new type of airflow system for the air conditioning keeps your head cool and your feet warm.



Speed selection for the hydrostatic ground drive can be performed mechanically using a manual shift lever or electrically by means of buttons. Page 44



When changing crop type, the entire machine can be reconfigured quickly and easily. Page 36

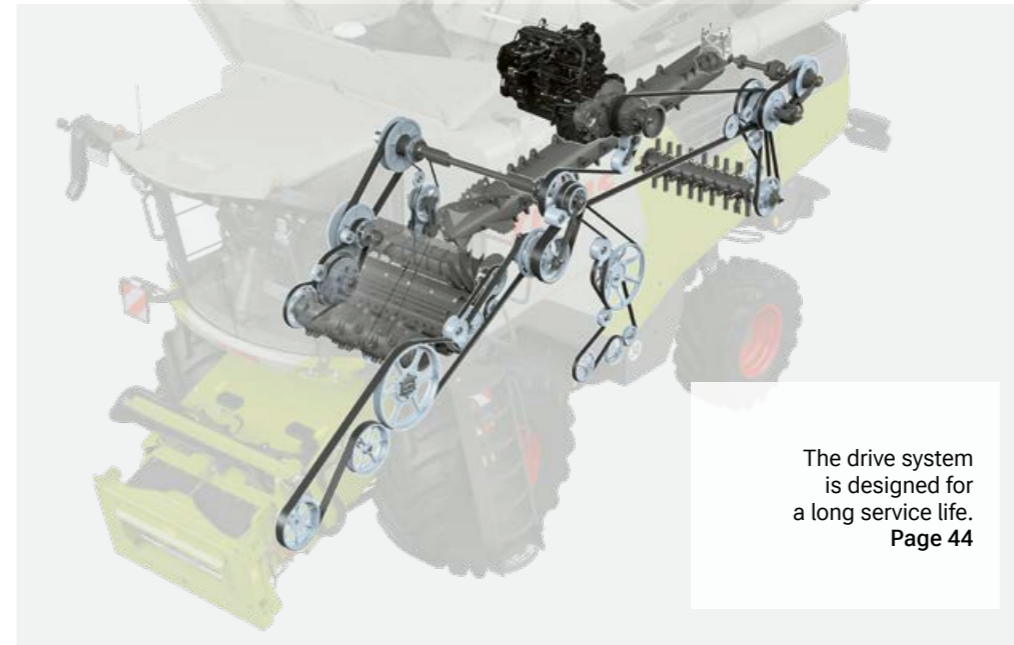


A push of a button is all it takes to engage the POWER TRAC all-wheel drive in difficult ground conditions. Page 45

Don't waste time,  
simply keep harvesting.



All maintenance points can be accessed very easily.  
Page 70



The drive system is designed for a long service life.  
Page 44

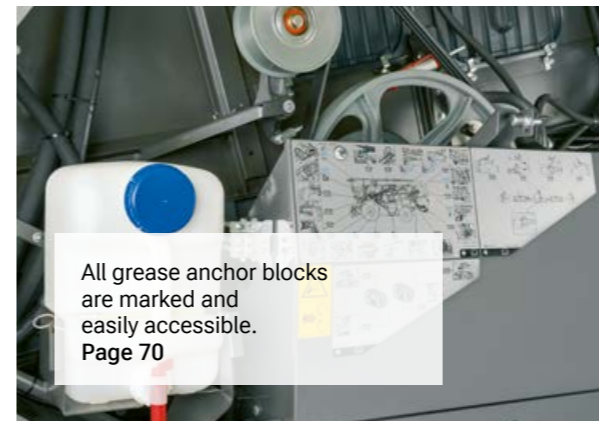


**Benefit from its quality.**

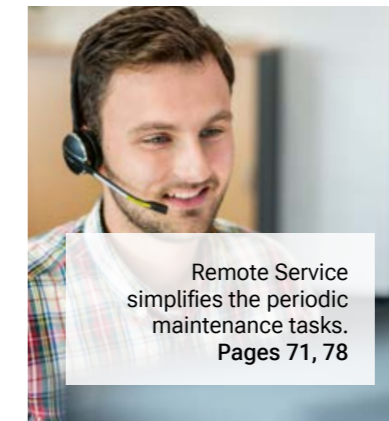
You can count on the outstanding technology and exceptional engineering standards of the TRION to keep you on schedule. Flexible MAXI CARE options and minimum maintenance requirements ensure maximum uptime.

**High on resilience, low on maintenance.**

- The durable drive components require little maintenance.
- Parts subject to heavy loads are available in wear-resistant PREMIUM LINE quality.
- All lubrication points are combined in grease anchor blocks.
- All maintenance points are marked and easily accessible.
- Engine oil only needs to be changed after 500 operating hours, hydraulic oil after 1,000.
- The flexible MAXI CARE options increase your operational reliability.
- A Remote Service contract allows your service partner to access all the relevant data.



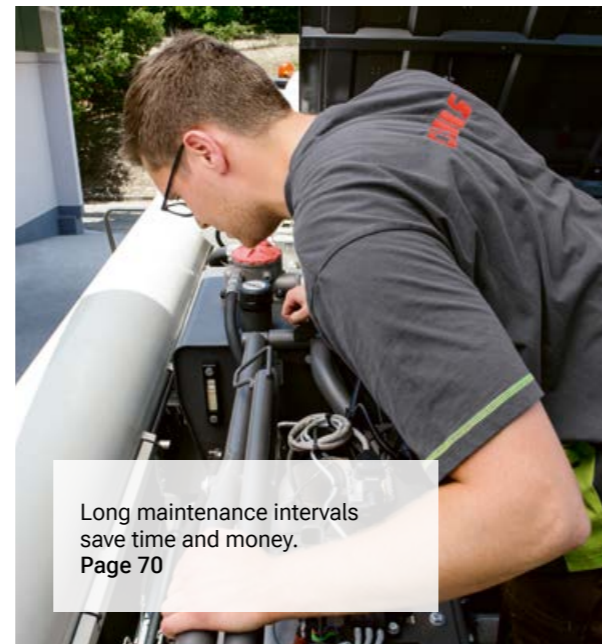
All grease anchor blocks are marked and easily accessible.  
Page 70



Remote Service simplifies the periodic maintenance tasks.  
Pages 71, 78



PREMIUM LINE components guarantee high operational reliability.  
Page 70



Long maintenance intervals save time and money.  
Page 70



MAXI CARE keeps repair and breakdown risks to a minimum.  
Page 77

# The TRION is in its element in every crop.

## Cutterbars for every crop.

Whether you are harvesting grain, such as wheat, rye, barley, oats and triticale or rapeseed, maize, sunflowers, rice, soybeans, flax, beans, lentils, millet, grass or clover – you can make full use of the performance potential of your TRION with the right front attachment from CLAAS.

## Everything you need for precise cutting performance.

You can instinctively feel when the cutterbar is matched perfectly to the crop and the combine harvester. Harvesting is easier, faster and more convenient. Choose the cutterbar and the options you need to ensure that your TRION is ready to work effectively right from the start.


- CONTOUR and AUTO CONTOUR reduce your workload in every job. The TRION guides the cutterbar precisely over the ground.
- Keep downtime to a minimum. The front attachment brake keeps foreign objects away from the threshing unit.
- Avoid load peaks. The slow intake feeding after reversing can be controlled intuitively.
- You can use the standard feeder universally with all available front attachments.
- Adjust the cutting angle to your harvest conditions. It is adjusted mechanically in the V feeder housing.
- Harvest all crop types without interruption. With the HP feeder housing, you adjust the cutting angle conveniently from the cab.




# It detects the front attachments, so you have less to do.

## Excellent cutting right from the start.


With the right cutterbar, you can harvest effectively and extremely productively right from the word go. Automatic front attachment detection helps you to get your TRION ready for action even faster.



VARIO  
1230 / 1080 / 930 / 770 /  
680 / 620 / 560 / 500




CERIO  
930 / 770 / 680 / 620 / 560




Folding cutterbars  
C 540 / 450



CONVIO / CONVIO FLEX  
1230 / 1080 / 930 / 770



MAXFLEX  
930 / 770 / 680 / 620 / 560



ROVIO  
4.1275 / 4.1270 / 4.880 / 4.875 / 4.870 /  
4.680 / 4.675 / 4.670



SUNSPEED  
1200 / 940 / 750



SWATH UP  
450



**Automatic front attachment detection saves time.**  
The TRION configures the key parameters automatically. It does this based on the following information it receives from the front attachment module: cutterbar type, working width, number of sections, reel position, parking position and the AUTO CONTOUR set values for working height and hectare counter.

**You benefit right from the start.**

- The combine harvester is ready for harvest in next to no time.
- It is significantly easier to operate.
- The positions of the reel, VARIO cutterbar table and feeder housing are taken into account to rule out the risk of collisions and damage.

**AUTO CONTOUR cuts with greater precision.**  
AUTO CONTOUR adjusts every cutterbar to the terrain precisely. Sensor bands under the cutterbar are deflected by the undulations and trigger the actuation of the corresponding cutterbar rams. The desired cutting height is programmed via CEBIS.

**Offload your workload.**

- AUTO CONTOUR controls and protects the front attachment.
- It makes working with wide cutterbars easier.
- Your operators will appreciate its assistance, especially at night, in lodged grains, on side slopes and on stony ground.
- It increases output and makes using the TRION even more cost-effective.



Choose the right front attachment.  
[combine-front-attachments.claas.com](http://combine-front-attachments.claas.com)

# The feeder housing takes everything in its stride.



## An optimal crop flow starts with the feeder.

An optimal cutting angle makes an important contribution to ensuring the crop intake is free of losses and blockages, especially when operating under challenging harvest conditions. This is why the feeder housing plays such a decisive role in the success of your harvest. It has to be perfectly matched to the working width, the front attachment, the rotation and the terrain.

You can equip your TRION with the right feeder housing for every application and requirement. The V feeder housing allows you to perform fast, mechanical adjustment of the cutting angle while the HP feeder housing offers hydraulic assistance so that continuous adjustment to changing harvest conditions can be performed from the comfort of the cab.

## A powerful feeder unit makes you more productive.

- The dust extraction system with an enlarged cross-section delivers even greater cleaning performance.
- The additional fan on the feeder housing prevents dust deposits.
- A lowered floor plate allows you to achieve even higher throughputs.




### Feeder housing.

The universal feeder housing with a mechanical tensioning system is available with an open or closed guide roller. It is suitable for all cutterbars up to a working width of 12.30 m or for maize pickers up to 9 m. We have developed the S feeder housing for working widths up to 6.80 m or maize pickers up to 6 m.



### V feeder housing.

The V feeder housing allows you to carry out fast, mechanical adjustment of the cutting angle. This means that you can harvest lodged grain crops, soybeans and grass more easily and with reduced losses as the tendency for the crop to build up is reduced. You can order the V feeder housing ex factory with an open or closed guide roller.



### HP feeder housing.

Using the multifunction lever in the cab, you can perform continuous hydraulic adjustment of the cutting angle of the HP feeder housing from  $-8^\circ$  to  $+11^\circ$  – and you can do so when running at full speed with the front attachment fitted. You can store a separate cutting angle for each of four cutting heights in CEBIS. In this way, you can respond quickly and conveniently to different crop characteristics, types or terrain conditions.



### Everything for safe harvesting.

The front attachment brake offers effective protection against foreign objects. In an emergency, you can stop the front attachment immediately via the multifunction lever. Blockages can be cleared by means of protective reversing with high starting torque. The slow intake feeding after reversing avoids load peaks. All functions can be actuated sensitively.

# There's no time for compromises out in the field.

## It threshes simply everything.

Every field is different and no two farms are alike. You can match the crop flow systems of the TRION precisely to the profile of your farm and crops. From the feeder housing to the threshing system and secondary separation right up to the straw management, you have all the possibilities you need.

## Everything you need.

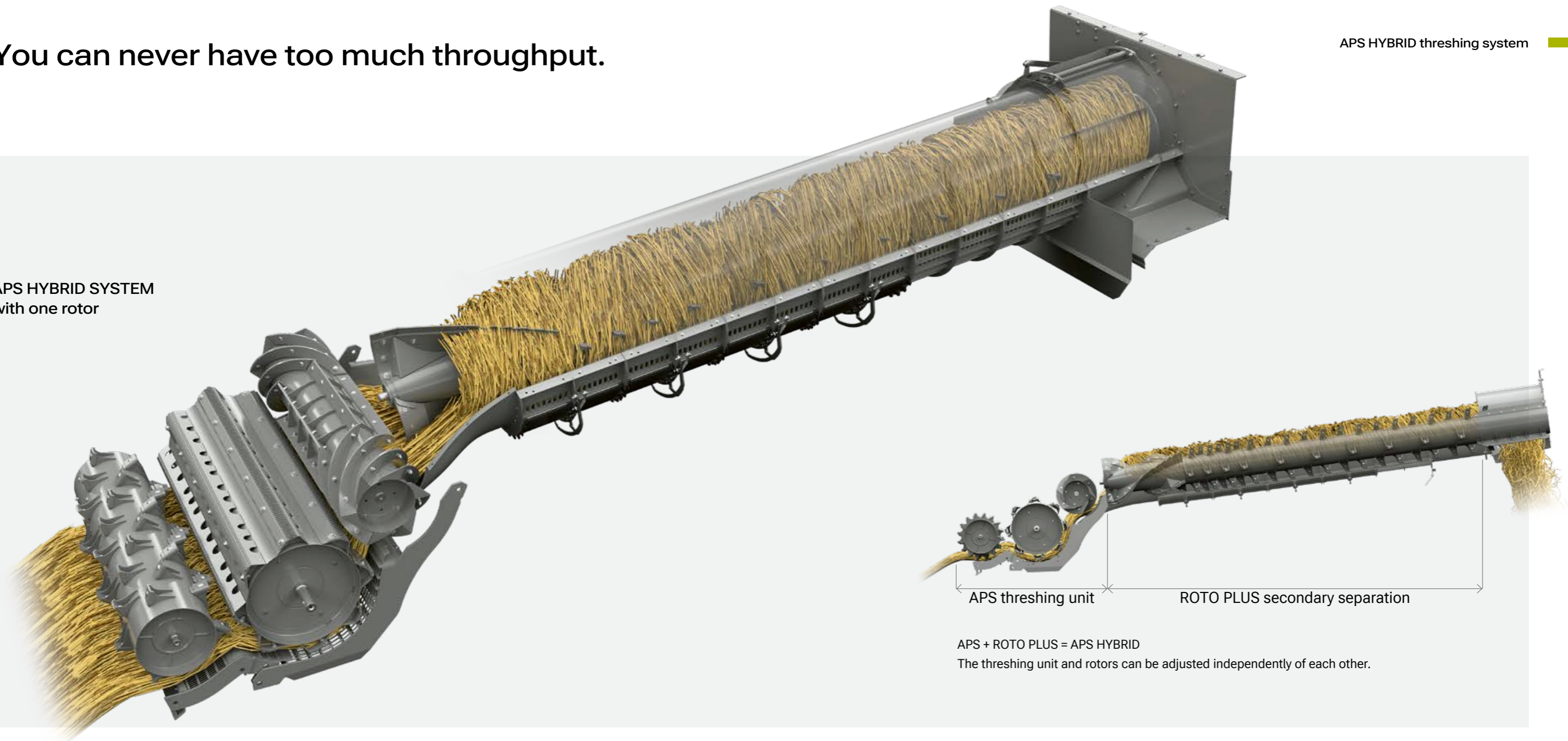
Maximum performance or cost-effectiveness? This is a question you never have to ask yourself where the TRION is concerned. Simply combine the components that fit your requirements and you will never have to put up with compromises further down the line. Its threshing unit is able to cope with every crop type. CEMOS AUTOMATIC adjusts it automatically and precisely.

- The secondary separation is as flexible as your requirements are varied. The hydraulic rotor flap adjustment capability of CEMOS AUTO SEPARATION ensures that you can get the most out of every field.
- AUTO SLOPE and AUTO CLEANING reduce your workload with regard to cleaning. The particular sieve variant fitted is based on your region.
- Collect your grain more efficiently. With a grain tank capacity of up to 13,500 litres and an unloading rate of up to 130 l/s.
- Benefit from the precise straw management. Depending on your preferred working width, you will equip your TRION with a deflector spreader or a power spreader. Spread your straw across the entire working width in any terrain. The discharge direction is adjusted automatically.
- Reduce your wear costs. CLAAS PREMIUM LINE components for the entire crop flow path make for a longer service life.



# You can never have too much throughput.

APS HYBRID SYSTEM  
with one rotor



## APS HYBRID SYSTEM from CLAAS.

The TRION uses the APS HYBRID threshing unit, which has been helping CLAAS combine harvesters break throughput records for years. APS HYBRID represents the combination of two outstanding technologies: the tangential APS threshing system and the axial ROTO PLUS secondary separation system. Only CLAAS brings both systems together in one machine.

A 570 mm diameter rotor takes care of the residual grains in all TRION 700 models.

Compared to straw walker machines, the APS HYBRID SYSTEM makes it possible for the crop flow speed between the rotors and rotor separation concaves to be increased ten-fold. Drum speed adjustment in the threshing system is independent of the rotor speed.

Together, all these measures give you a significant competitive edge. They allow you to thresh at high throughput while protecting the crop and benefiting from low fuel consumption and high straw quality. You can adjust the entire threshing process in line with the specific requirements of the changing harvest conditions in the course of the day.




# An even crop flow saves fuel.

## Up to 20 m/s.

The 450 mm accelerator drum in the APS HYBRID threshing unit starts an efficient threshing process which allows you to achieve extremely high throughputs. It accelerates the crop flow significantly, from 3 m/s to 20 m/s.

Pre-acceleration of the crop is the start of a series of effective processes. The crop is loosened and separated. The crop flow runs more evenly and up to 33% faster. As a result of the high centrifugal force, significantly more grains are separated across all concave areas. On its own, the precon- cave - situated immediately below the accelerator drum - separates up to 30% of the grains, thereby significantly reducing the load on the main concave.

You are therefore already at an advantage before the crop has even reached the threshing drum. This ultimately means that you benefit from an increase in performance of up to 20% with no rise in fuel consumption.



### 1 Accelerator drum

This separates the crop and accelerates the crop flow evenly to 20 m/s across all concave areas.

### 2 600 mm threshing drum

Suitable for use with any crop, the threshing drum handles straw and grain extremely gently, even at high throughput rates.

### 3 Feed drum

This feeds the harvested material evenly and quickly to the rotors. The wear bars and plates are also available in CLAAS PREMIUM LINE quality.

### 4 Synchronous drum speed adjustment

The speeds of the accelerator drum, threshing drum and feed drum can be adjusted synchronously via CEBIS.

### 5 Parallel adjustment

Infinitely variable hydraulic adjustment of the position of the threshing concave is performed via CEBIS. The precon- cave and threshing concave are adjusted in parallel and synchronously.

### 6 Hydraulic overload protection

This prevents blockages and provides reliable protection against damage from foreign objects. As a result, you can operate the machine safely and reliably up to its performance limits.

# Treats your grain well, right from the start.



## Protective threshing.

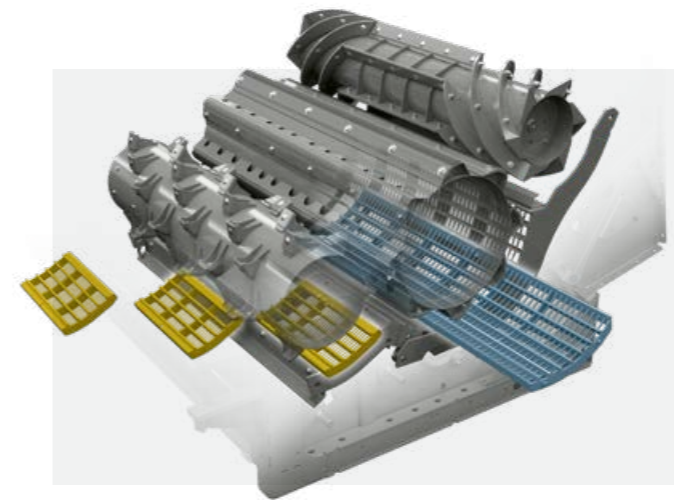
The closed threshing drum is suitable for all crops. The increased gap between the drum cylinder and the threshing concave has a positive effect on the crop flow. A threshing bar angle which is 20° flatter ensures that the grain is subject to a threshing action which is more abrasive than percussive. This results in significantly improved grain quality. Even at very high throughput rates or under extreme conditions – when working in green, long straw, for example – the straw and grain are protected by the way they are handled.

## Synchronised speed adjustment.

The threshing drum speed can be adjusted conveniently to all harvest conditions and all crop types. You can adjust it continuously from 400 to 1,050 rpm in CEBIS. The speeds of the accelerator drum and the feed drum are changed synchronously. As a result of this synchronous adjustment, which occurs independently of ROTO PLUS, an ideal speed ratio is always maintained between all drums. In this way, you are able to make full use of the performance potential of the TRION.

## Everything for a smooth threshing process.

- The closed threshing drum protects your grain.
- The synchronous speed adjustment gives you more flexibility.
- You can change the preconconcave segments and the threshing concave segment quickly and easily.
- The hydraulic threshing concave adjustment allows the crop to flow more evenly.
- The overload protection protects the threshing unit against damage.
- Wear-resistant CLAAS PREMIUM LINE components make for a longer service life.



## Change concave segments easily.

Short changeover times and numerous combination options are key benefits of the unique MULTICROP capability of the TRION. You have direct access to the preconconcave and threshing concave segments. When a changeover is carried out, the main components of the threshing concave remain in the machine.

The preconconcave segments (yellow) are easily changed through the stone trap. The threshing concave segment (blue) represents 63% of the threshing concave and is easily removed via the side of the machine.

## Operate preconconcave flaps without tools.

The preconconcave is a MULTICROP concave and able to cope with any crop. Below the preconconcave are plates which deawn and decorticate the grain. These can be engaged quickly without tools by operating a lever.



## Adjust threshing concave hydraulically.

CEBIS allows you to carry out infinitely variable hydraulic adjustment of the position of the threshing concave from the comfort of the cab. Any such adjustment is accompanied by parallel adjustment of the clearance to the concave below the accelerator, threshing and feed drums. This means that you can be certain that the entire crop flow will run evenly and in a way which protects the straw.

Integrated overload protection prevents blockages and protects the threshing unit from damage.

## Remove stones quickly.

Stones and other foreign objects are separated in the crop flow and collected in a large stone trap. Emptying this is simply a matter of pulling a lever and opening the flap.



Preconconcave flaps deawn and decorticate your grain.



The large stone trap can be opened and emptied easily.

# Centrifugal force: a different kind of crop rotation.


## ROTO PLUS makes the most of your crop.

The ROTO PLUS principle is simple, but effective. The eccentrically mounted ROTO PLUS high-performance rotor generates huge centrifugal force to separate the remaining grains from the straw. The mixture of grain, straw and chaff first reaches the preparation floor through the separate returns pan before passing over the straw walker steps to the sieve pan. This significantly reduces the load on the sieve pan.

## TRION 740-710 with one rotor.

The even feed of the APS creates ideal conditions for the separation of the remaining grain with ROTO PLUS. The feed drum of the APS threshing unit feeds the straw into the high-performance rotor. With a diameter of 570 mm and a length of 4,200 mm, it provides an outstandingly large separation area. The rotor speed can be adjusted infinitely via CEBIS.

- 1 **Crop feed**  
The feed drum separates the straw and feeds it to the high-performance rotor.
- 2 **APS HYBRID with one rotor (740-710)**  
The 4.2-metre long high-performance rotor develops huge centrifugal force and extracts the residual grains from the straw.
- 3 **Returns pan**  
The separate returns pan delivers the grain-straw-chaff mixture to the preparation floor.



### Infinitely variable rotor drive.

You can adjust the speed of the rotor infinitely in CEBIS or by direct adjustment. Rotor speeds from 400 to 1,050 rpm can be set independently of the threshing drum speed. In this way, you can adjust the ROTO PLUS secondary separation precisely for different crops.

You can also react quickly to changing harvest and straw conditions and so reach the machine's optimum performance level more easily.

### Hydraulic rotor flap adjustment.

You can adjust the secondary separation area as required in CEBIS. The open separation area of the rotor concaves is reduced in steps, quickly and easily, from the cab. Hydraulic rotor flaps close up to four segments while the machine is on the move. This reduces the sieve load under very dry conditions. Under wet conditions, you use the large separation area for effective secondary separation.

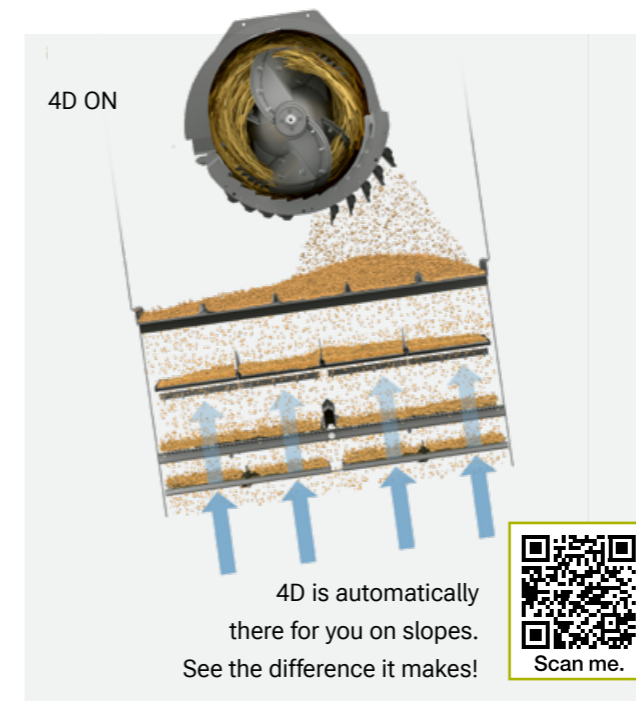
### Powerful 4D cleaning system.

The secondary separation material is distributed evenly to ensure that the cleaning performance also remains stable when operating in sloping terrain. The returns pan, preparation floor, upper and lower sieves are loaded uniformly. The 4D cleaning system adjusts the position of the rotor flaps automatically and acts in the background to support the operator.



### Every grain contributes to a successful harvest.

- High-performance rotor separates the residual grains effectively.
- The infinitely variable rotor drive gives you more flexibility.
- Hydraulic rotor flap adjustment increases the separation area.
- 4D delivers powerful cleaning performance, even in undulating terrain.



# You are judged on the quality of your grain.

## Intensive cleaning.


Clean grain is worth real money. The JET STREAM cleaning system with its hydraulic fan speed variator and high-performance returns is specially matched to the ROTO PLUS secondary separation. A dual-ventilated step enables intensive pre-cleaning.

JET STREAM is controlled conveniently from the cab. You no longer have to adjust anything manually. As an option, you can put the JET STREAM cleaning function under the fully automatic control of CEMOS AUTO CLEANING.



## The best way to the best grain.

- The JET STREAM cleans the grain intensively.
- The 3D cleaning system keeps the cleaning performance stable when operating on slopes.
- CLAAS PREMIUM LINE parts provide a longer service life.



- 1 Preparation floor**  
This increases the cleaning capacity of the TRION while also reducing the load on the upper sieve. The plastic preparation floor elements can be removed through the stone trap for easy cleaning.
- 2 Turbine fan**  
The powerful turbine fan has sufficient reserves for difficult conditions. The hydraulic variator can be controlled by CEMOS AUTO CLEANING.
- 3 Airflow equalisation duct**  
The long airflow equalisation duct with the airflow oriented upwards provides consistent cleaning performance and already achieves a high degree of separation at the first step.
- 4 Straw walker steps**  
The first step is dual ventilated and 56% higher compared with the conventional cleaning system. This enables powerful pre-cleaning with only slight sieve loading.
- 5 3D cleaning system**  
The maintenance-free system operates in the background. Using active transverse control, it distributes the material evenly across the upper sieve. This ensures that the cleaning performance remains stable when operating on slopes.
- 6 GRAINMETER**  
The GRAINMETER analyses the returns using a light barrier. This makes it possible to calculate the proportion of grains to the total volume. These data are also used by CEMOS AUTOMATIC.
- 7 Returns**  
The returns recovers every last grain from unthreshed ear sections. The material is deposited on the accelerator drum, spread out and fed to the threshing drum again.

## Collect your grain quickly and reliably.



### Up to 13,500 l of grain in the tank.

Once the threshing unit, secondary separation and cleaning systems have done their work, the cleaned grain is collected in the automatically expanding grain tank. Its capacity of up to 13,500 litres is matched to the high throughput of the TRION.

### Grain tank unloading at up to 130 l/s.

You can unload the grain tank at rates up to 130 l/s. The concentrated stream makes reliable filling of the transfer vehicles easier. The automatic cover flap at the end of the grain tank unloading tube ensures that there are no run-on losses during the unloading process.

### Precise yield measurement.

The QUANTIMETER determines the yield quickly and precisely by means of a baffle plate with an integrated measuring cell at the ejection point of the grain elevator. This system can be calibrated from the cab.



- 1 Grain elevator
- 2 GRAIN QUALITY CAMERA
- 3 QUANTIMETER yield measurement
- 4 Moisture measurement



### Grain tank unloading tube with pivoting spout.

The pivot angle of 105° allows you an excellent view of the grain tank unloading tube. You can select the length of the tube in accordance with the width of the front attachment.

The stream of material is concentrated by a pivoting spout at the end of the tube. This can be adjusted via the CMOTION multifunction lever and makes it easier to load the transfer vehicles precisely.

### Reliable collection.

The concentrated stream makes reliable filling of trailers easier. The automatic cover flap at the end of the grain tank unloading tube ensures that there are no run-on losses during the unloading process.

### Precise GRAIN QUALITY CAMERA.

The GRAIN QUALITY CAMERA provides real-time pictures of the crop. As the software identifies non-grain constituents and broken grains, you can use CEBIS to monitor the grain quality and assess it digitally at any time.

### Fast, precise unloading.

- The grain tank holds up to 13,500 l.
- You can empty the tank at up to 130 l/s.
- The pivoting spout enables more precise unloading.
- The yield and quality are measured accurately.
- CLAAS PREMIUM LINE parts provide a longer service life.

# The TRION: as effective at the back as it is at the front.

## Outstanding straw management.

A user-friendly straw chopper drive, a power spreader for large working widths and automatic discharge direction adjustment – these are the three essential elements of an effective straw management system.

## Manually engaged straw chopper drives.

The three drives are engaged and disengaged by means of a manual clutch. Switching between swathing and chopping mode is performed manually.

- Basic: you work at a constant chopper speed
- Comfort: you can choose between two speeds which you can select by repositioning the drive belt using a quick-release clamp (no tools required)
- Comfort Plus: the speed adjustment is performed directly by means of a manual clutch. This option comes into its own when you have to work frequently in changing crop types

## NEW: Premium.

Switching the straw chopper on and off, as well as switching from swathing to chopping, is performed conveniently from the cab via CEBIS. The speed is adjusted by repositioning the belt using a quick-release clamp.

## Deflector spreader up to 7.70 m working width.

From the rotors, the straw moves directly to the chopper, whose intensity you can adjust in accordance with the operating conditions. STANDARD CUT and SPECIAL CUT, respectively equipped with 52 and 72 knives sharpened on both sides, and a mechanically adjustable static knife provide the appropriate cutting action. You can adjust the deflector spreaders without tools. The spreading width and direction can be adjusted manually or hydraulically via CEBIS.



## Precise power spreader.

The power spreader from CLAAS is synonymous with precise straw spreading – even with high volumes of straw, strong crosswinds or sloping terrain. Comprising two spreading rotors turning in opposite directions at a constant speed, it takes both the chopped material and the chaff straight from the cleaning section, accelerates it further and spreads it evenly across the entire working width.



Static knife and pivoting bottom element in the SPECIAL CUT chopper



Power spreader for efficient straw spreading with minimal use of power

## Make your straw management more efficient.

- SPECIAL CUT chops with up to 72 knives.
- You can switch to swathing from the cab.
- The power spreader works precisely at large working widths.
- The discharge direction is adjusted automatically.
- The deflector spreader spreads precisely up to a width of 7.70 m.

## Automatic discharge direction adjustment.

You can equip your TRION with two sensors which automatically adjust the discharge direction of the chopped material to the terrain conditions. The sensors are fitted on the light brackets at the rear of the machine and ensure that the power spreader and deflector spread the chopped material evenly on slopes or in the event of crosswind. You set the sensitivity of this system in CEBIS.



1 If the machine is operating on a slope, the discharge direction is adjusted automatically.



2 The chopped material is spread evenly across the entire working width.



3 Sensors at the rear of the machine detect the intensity of the crosswind.




4 The discharge direction of the chopped material is adjusted to compensate.

# Change crop types in next to no time.



You can switch between the two speed ranges of the threshing drum speed reduction gearbox manually via a hydraulic valve.



The rice threshing unit or the rework kit consists of an open spike tooth threshing drum and a spike tooth concave.



The speed of the straw chopper can be adjusted in line with your current task easily, quickly and without the need for tools.

## Convenient, with no tools required.

The TRION saves you a lot of time when changing to a different crop type. The entire changeover process is convenient and easy without even requiring any tools to adjust the speed of the various assemblies. 63% of the threshing concave area can be replaced in a single movement.

## Adjust feeder housing.

You can adjust the height of the feed roller without using tools. A sticker indicates the appropriate position.

## Convert threshing unit.

You can change the preconconcave segments easily through the stone trap. The threshing concave segment accounts for 63% of the threshing concave and is easily removed via the side of the machine. With the grain harvest completed, the TRION is now ready for the maize.

## Change speeds.

You select the speed ranges of the threshing drum speed reduction gearbox manually by means of a hydraulic valve. You have a choice of two ranges which are clearly indicated on the actual switchover valve.

## Modify straw management.

The speeds of the power spreader and straw chopper can be adjusted easily and conveniently. In the case of the straw chopper, you do not even need any tools. It can be equipped ex factory with universal knives which are suitable for both grain and maize.

You can adjust the speed of the chaff spreader in line with your specific requirements. The spreader plates can be adjusted easily to provide the required spreading distance. The static knife and chopping floor can also be adjusted without tools. Convenient access to the grain tank means that you can also make short work of adjusting the grain tank cover plates in line with the job in hand.

## Harvesting grass seed.

As grass seeds and small seeds are very light, it is important to adjust the fan speed accordingly. The two-stage drive has two speed ranges which you can engage by using quick-release clamps and repositioning the drive belt. An emptying aid is available to prevent bridging in the grain tank. This ensures trouble-free unloading of these light crops.

## Cleaning the machine.

Before harvesting seed, or at the end of the season, you should clean the entire machine. The TRION assists you in this by providing unrestricted access to all components. The threshing unit can be reached through large maintenance openings on both sides of the machine. Sufficient space to perform cleaning tasks is also provided around the sieve pan, rotors and grain tank.



## Its MULTICROP capability is unique.

- It is easy to change the configuration of the threshing unit.
- You can change speeds quickly.
- You can adjust the straw management in line with your specific requirements.
- Cleaning the machine when changing crop type or at the end of the season is effortless.



## It delivers exactly the power you need.

### Interplay of optimal components.

Top performance happens when all the parts of your CLAAS machine are precisely matched to each other and work together optimally. CLAAS POWER SYSTEMS brings together the best components to form an intelligent drive system: drives which are suited to your requirements and the way you use your machines; full engine output only when you require it; fuel-saving technology which quickly pays off.

### Every TRION can be made to measure.

It is your TRION and you have many options for optimising it to meet the specific requirements of your farm and your fields. Whichever features you choose, DYNAMIC POWER is always on board. The intelligent engine management system is standard on all machines and reduces your fuel consumption by up to 10%.

- Save yourself the trouble of refuelling during long harvesting days. The large fuel tank holds up to 1,000 litres.
- With spacers on the drive axle, the TRION is ideally prepared for twin tyres to be fitted.
- Protect the ground with TERRA TRAC. The crawler track units offer a high level of driving comfort and are narrow enough for road travel.
- Benefit from high throughput and great driving comfort on slopes.
- The differential lock on the front axle allows you to continue to operate reliably in difficult terrain.
- For greater tractive power in difficult terrain you can equip your machine with a POWER TRAC 4-wheel drive.
- Operate the 2-speed ground drive manually or opt for the convenience of letting the TRION do the shifting for you.



# Variable power to match the way you work.

## Intelligence saves fuel.

DYNAMIC POWER is standard in all machines. It automatically adjusts the engine output of your TRION to the operating conditions. This means that you are always running with an ideal power curve when operating under partial load and can achieve fuel savings – during swathing, for example – of up to 10%. Maximum engine output is automatically maintained when operating at full load – when the grain tank is being unloaded and the straw chopper is engaged, for example.

## The latest generation of Cummins engines.

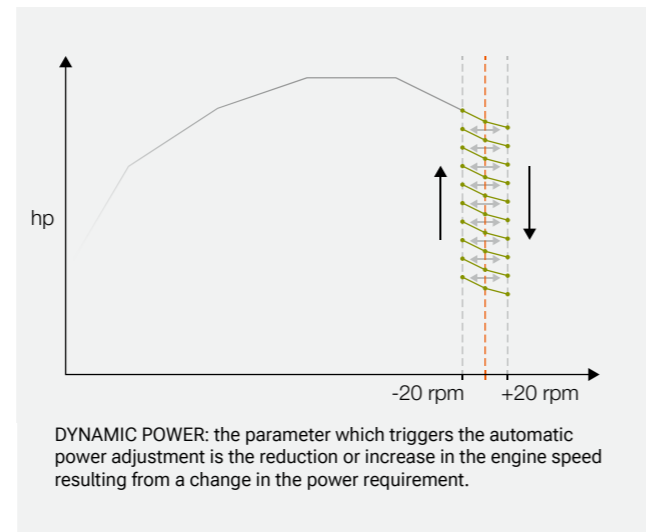
With an annual output of more than 1.4 million engines, Cummins is the world's largest independent engine manufacturer. Cummins engines are in use in more than 1,000,000 agricultural machines around the world. The range extends from 55 to 4,400 hp.

The TRION 740, 730 and 720 models are equipped with the CUMMINS QSL9. This powerful engine meets the Stage III A emission standard and is notable for its high torque and efficient power transmission.

- 6-cylinder in-line layout with 8.9 l displacement
- Output of 270 kW / 367 hp to 320 kW / 435 hp
- Reduced rated engine speed: 1,900 rpm
- Common-rail technology

## Low revs in the field and on the road.

The Cummins QSL9 delivers its maximum output at a rated speed of just 1,900 rpm. On the road, it makes do with just 1,600 rpm. This technology allows you to save significantly more fuel while enjoying a higher level of driving comfort as a result of the reduced noise level.



## Long operating time without refuelling.

The high-capacity fuel tank is particularly safe and robust. It is located on the right-hand side of the machine for convenient filling with diesel fuel.

- Fuel tank with a capacity of 800 or 1,000 l
- Fewer refuelling stops during the harvest



## Effective cooling without dust build-up.

The TRION 740, 730 and 720 models draw in outside air from above for the cooling system. As the air intake area is actively cleaned continuously, less dirt accumulates on the cooling fins. This reduces the overall dust load in the cooling system, thereby increasing the cooling performance.


## A clean radiator under extreme conditions.

Even during activities with high potential for dirt build-up – such as maize threshing under wet conditions with a maize picker and horizontal chopper – the radiator screen remains clean thanks to a cleaning brush. In addition, a cleaning chopper prevents the dust extraction system from becoming blocked.

## As much power as necessary, as little fuel as possible.

- High-torque Cummins engines of the latest generation meet the Stage III A emission standard.
- DYNAMIC POWER adjusts the engine output to the current power requirement and can deliver fuel savings of up to 10%.
- The engine speed is reduced to 1,600 rpm during road travel.
- The cleaning chopper and cleaning brush keep the radiator clean at all times.
- Three connection points for the air compressor allow cleaning to be carried out quickly while out in the field.

# DYNAMIC COOLING – the smart solution.



## What makes DYNAMIC COOLING so unique?

- Variable fan drive provides cooling when required
- Provides effective and reliable cooling
- Uses full fan speed only under full load
- Minimises extent to which dust is able to rise
- Reduces soiling of the radiator and engine compartment
- With grain tank unloading tube extended, automatically increases speed to actively blow dust away from engine compartment
- Extends the air filter maintenance intervals



## Cooling and cleaning in one.

Drawn in vertically at the top, the fresh air passes through a rotating sieve with a diameter of 1.60 m. It is then vented through the engine compartment and over side cooling fins. This ideal air flow prevents almost all dust from rising and so effectively functions as a permanent cleaning system.

Large cooling package for sufficient reserves of cooling capacity.

- 1 Radiator
- 2 Oil cooler
- 3 Intercooler
- 4 Condenser
- 5 Fuel cooler

## Intelligence saves diesel.

Based on a variable fan drive which is unique in the combine harvester sector, DYNAMIC COOLING adjusts its speed automatically and, above all, in accordance with the degree of cooling required. This efficient form of cooling is integrated in the TRION 760 and 750 models.

Whatever the outside temperature, DYNAMIC COOLING is able to cope easily. The system not only delivers reliable cooling, but also uses a curtain-effect air flow to reduce the extent to which dust is able to rise.

The dynamic cooling system requires 20 kW less engine output, thereby helping you to save fuel.



The TRION 760 and 750 models are powered by efficient six-cylinder MAN engines with up to 507 hp and a displacement of 12.4 l.



## Tractive power and economy are not mutually exclusive.

### Hydrostatic ground drive up to 30 km/h.

All TRION 700 models are equipped with a 2-speed hydrostatic ground drive with convenient gear selection either manually via a shift lever or electrically via the buttons on the armrest. The high efficiency of the hydrostatic motor saves power which is available to the rest of the machine. Both the wheeled machines and the TERRA TRAC models can travel at up to 30 km/h.

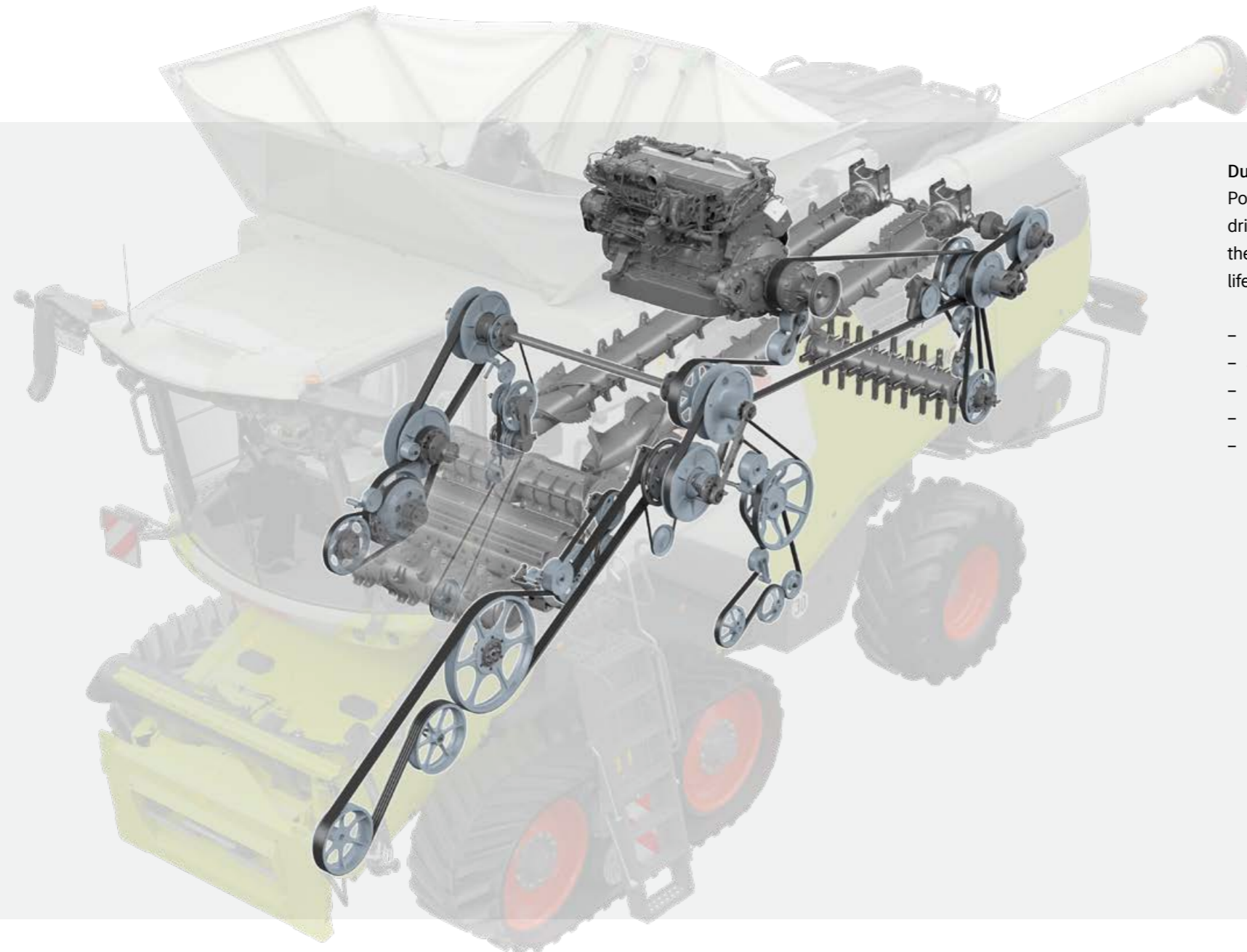
### Comfortable and economical.

- Less wear of the drive components leads to lower maintenance costs and a longer service life.
- The driving characteristics are smooth and well-mannered. The high degree of driving comfort has a positive effect on your productivity.
- The high efficiency saves you fuel.

### The differential lock can be engaged under load.

The electrohydraulic differential lock, which is activated by means of a pushbutton on the control panel, ensures that you can continue to operate safely and reliably in extreme conditions. The high traction and pulling power are maintained on slopes and in the wet. You can also engage the differential lock under load.

- Automatic engagement when ground speed is less than 10 km/h, steering angle less than 15° or slip occurs
- Automatic disengagement when ground speed is over 10 km/h, steering angle over 15° or braking occurs



### Durable drive system.

Power transmission is performed efficiently via belt drives. The drives engage smoothly with low wear. All the drive components are designed for a long service life.

- Hydraulically actuated dry clutch
- Standardised, maintenance-free belt tensioners
- Up to six fewer belts
- Improved power transmission
- Lower maintenance costs

### Powerful POWER TRAC 4-wheel drive.

When ground conditions are difficult, a push of a button is all it takes to engage the 4-wheel drive in order to benefit from greater traction. Or you can use the standby mode, in which the 4-wheel drive is permanently available in the background and can be activated quickly if required.

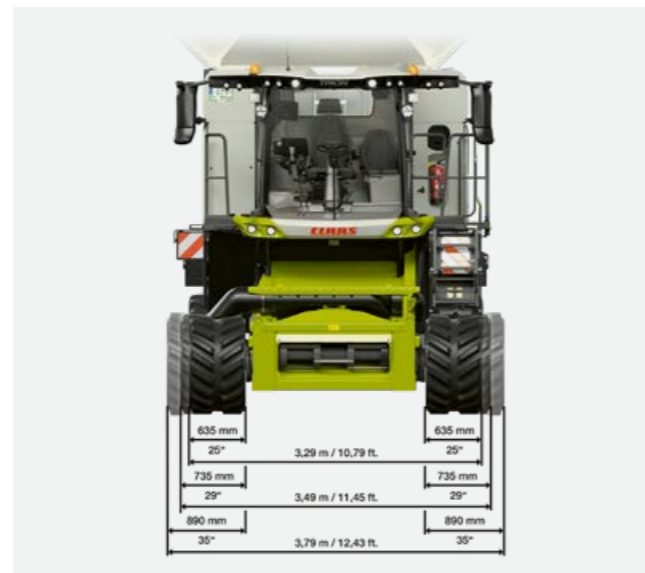
- **ON:** rear wheels are mechanically engaged and are driven
- **STANDBY:** rear wheels are mechanically engaged but are not driven
- **OFF:** rear wheels are mechanically disengaged



# Take the pressure off your soil.



All TERRA TRAC crawler tracks are fully suited to road travel up to 30 km/h and provide a more comfortable driving experience than the wheeled machines.



The 635 mm crawler tracks make the TRION compact on the road and so increase your mobility.

TERRA TRAC for every requirement.



TERRA TRAC 635 mm



TERRA TRAC 735 mm



TERRA TRAC 890 mm



TERRA TRAC 890 mm spoke design



TERRA TRAC 890 mm rice

## Third-generation crawler unit.

The soil is the most important basis for production available to you. As it is impossible to create more of it, you need to be able to obtain ever greater yields from the existing land. In order to do this, you need productive machines which protect the soil with TERRA TRAC as they operate.

The crawler tracks of the third TERRA TRAC generation impress with the large diameter of the land wheels, hydro-pneumatic suspension, improved track tensioning and automatic level compensation from 2 km/h. They increase traction drastically and leave hardly any trail behind them when operating in the wet, on soft ground or on side slopes. This makes the work of the transport vehicles considerably easier.

### TERRA TRAC on the road.

- 30 km/h top speed possible
- Fully suited to road travel at 20, 25 and 30 km/h
- High driving safety and directional stability
- More driving comfort compared with a wheeled machine

### TERRA TRAC in the field.

- Up to 66% less ground pressure than wheeled machines
- Better traction in maize, in the wet and on slopes
- Less slip and greater stability on side slopes
- Lower drive resistance and fuel consumption

### TERRA TRAC in rice.

- Special rice track, 890 mm wide
- Greater spacing of tread lugs for self-cleaning
- High traction and load-bearing capacity
- Will not sink in when operating in wet field conditions

## A comfortable working environment also helps to increase productivity.


### Exactly the right level of support.

Instead of settling for functions imposed by others, select the ones that fit your farm. The line-up includes self-learning operator assistance systems as well as high-end lighting packages which illuminate your working area as bright as day.

### Comfort improves performance.

We know that you work better in the field when you have a comfortable working environment. This is why the cab of the TRION is designed for comfort. As well as being distinctly spacious at head, shoulder and leg level, it features an intelligent control system and a bright CEBIS terminal which provides a razor-sharp display of all the information you need.

- Whether the day is hot or cold, you will be in your comfort zone. The optimised airflow ensures a pleasant temperature in the cab.
- You will also be comfortable throughout the longest of working days, whether you choose the standard seat or the premium leather seat.
- Everything is safely stowed and kept pleasantly cool in the storage compartments in the B-pillar or the cool box under the instructor's seat.
- Stay informed and well organised with the digital radio with hands-free facility and the tablet holder.
- You can keep working when night falls thanks to the LED work lights and the maintenance lighting available in a number of different versions and configurations.
- Camera systems give you a clear view for added safety and convenience when performing tasks such as unloading the grain tank or hitching up the cutterbar trailer.
- The radio sound system with Apple Car Play und Android Auto delivers the best in in-cab entertainment.



# The focus is on the operator.

## Higher comfort. Higher performance.

When your job calls for you to deliver top performance, day after day, you deserve a working environment where you feel at ease. Ergonomic seats and well thought-out air conditioning keep you free of stress, even on long harvesting days. A high-quality sound system, practical storage compartments and an integrated cool box make every minute at work more pleasant.

- 1 CEBIS control terminal
- 2 Armrest with direct adjustment
- 3 Plenty of storage
- 4 Refrigerator box
- 5 Very quiet cab for pleasant working days



## A cab full of highlights.

- New radio system with 6.75-inch display for Apple Car Play® & Android® Auto
- Low noise level through efficient cab insulation and reduced engine speed
- Comfortable seats for long working days
- Plenty of space in the storage compartments and the cool box
- Mobile phone holder with wireless charging function
- LED work lights and maintenance lighting
- Camera systems for a complete overview
- Compressed air connection with spiral hose and air pressure gun in the cab for practical cleaning on the go

You have a choice of three comfort packages to meet your specific requirements:

### Operator Package

- Comfort seat, air-suspended
- Fabric armrest with integrated radio and telephone controls
- Radio sound system with hands-free facility
- Storage compartments with USB-C port in the B-pillar
- Footrests

### Operator Package PLUS

- Leather-upholstered armrest and leather steering wheel
- Instructor's seat with cool box
- Various radio options
- Mobile phone holder with wireless charging function
- Roller sun blinds for the side windows
- Cool box including instructor's seat

### Operator Package PROFESSIONAL

- Air-suspended premium leather seat, swivelling
- Radio sound system with Apple CarPlay®, Android® Auto and touchscreen

For optimum visibility and maximum safety.

### Light & Visibility Package

- LED work lights
- Windscreen wiper system
- Close-proximity mirror

### Light & Visibility Package PLUS

- LED Plus work lights
- Electrically adjustable and heated rear-view mirrors
- Rear camera with display on CEBIS terminal

### Light & Visibility Package PROFESSIONAL

- LED Professional work lighting
- Wiper system for windscreen and side windows
- Additional camera options and additional display screen for camera image



Apple CarPlay and Android Auto provide the right soundtrack for your harvest



For quick cleaning on the go – the air pressure gun in the cab

# A TRION is easy to drive.

## CEBIS operates intuitively.

Operation is intuitive and possible without previous knowledge. This means that even new operators are able to use the TRION in a short time. CEBIS plays a decisive role in this. The system is an information supplier, performance optimiser and problem solver all rolled into one.

## CEBIS offers immediate assistance.

Stored in CEBIS is a library of measures – based on the experience of countless CLAAS combine harvester operators – for resolving various problem scenarios. They consider all the parameters which could contribute to solving the problem. They therefore represent a comprehensive resource which supports you in making full use of the installed capacity of the machine.

## CEBIS simplifies the menu.

Beginner, normal or expert: you define your user type and CEBIS adjusts the menu system to your level of experience. This ensures that new operators are not overwhelmed by complex menus. The operator assistance system is also integrated in CEBIS. You operate CEMOS DIALOG and CEMOS AUTOMATIC via the user-friendly touchscreen. Using a slider, you program the system's automatic functions with the strategies you wish them to follow.



### 1 CEBIS touchscreen

CEBIS responds immediately to a tap on the touchscreen. You have direct access to the field work and road travel machine functions as well as to all the operator assistance modules, such as CEMOS AUTOMATIC.

### 2 CEBIS rotary push switch

Even when operating in bumpy terrain in the field, you can easily navigate the CEBIS control panel using rotary/push switches and the Escape and Favourites buttons – to adjust the threshing drum speed, for example.

### 3 Direct adjustment via switches

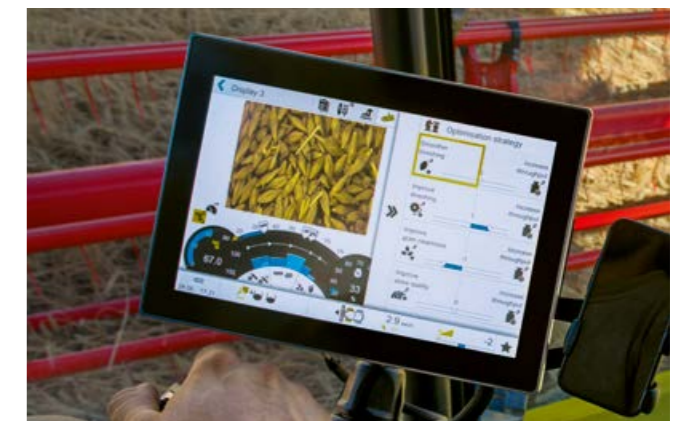
You operate predefined basic functions directly by means of assigned switches. In this way, you can adjust the sieve opening or the fan speed, for example.

### 4 CMOTION favourites management

Seven settings can be programmed as favourites in CEBIS. When working, you can call these up conveniently via rocker switches on the CMOTION ground speed control lever. Your hand intuitively actuates the relevant switches while you keep a close eye on the front attachment.



CEMOS DIALOG integrated in CEBIS



Intelligent control by CEMOS AUTOMATIC via CEBIS

## User-friendly design that supports the operator and reduces stress.

- Depending on your preference, settings can be adjusted in three ways in the TRION: via the CEBIS touchscreen, the CEBIS rotary push switches or the direct-adjustment switches.
- Operating the direct adjustment system causes a dialogue box to open in CEBIS.
- A numeric keypad helps you enter precise target values.
- All parameters can be modified easily by means of dial and slide controllers in CEBIS.
- All the functions of the CEMOS AUTOMATIC operator assistance system, as well as CEMOS DIALOG, are integrated in CEBIS.
- You can call up your seven favourites directly on the CMOTION ground speed control lever.

## Select the systems which will benefit you the most.

### Digitalisation is indispensable.

We have three very good reasons for digitalising our machines: we want to help your operators work more confidently, to make your harvest go more smoothly and to reduce your costs. With self-learning operator assistance systems such as CEMOS AUTOMATIC, for example, or steering systems that are accurate down to the last centimetre.

### Connected machines are more productive.

To enable you to get more out of your CLAAS machines, we have a range of modules to connect them with the farm. The line-up extends from yield mapping to fleet coordination to continuous documentation of your job and yield data.

- Let CEMOS AUTOMATIC reduce your workload significantly. Select the appropriate modules from entry level to the full version.
- The more precise your movements in the field, the more efficiently you will be able to harvest. Accurate down to as little as 2.5 cm, LASER PILOT and GPS PILOT CEMIS 1200 keep the number of passes required to a minimum.
- Collect and process your data how and where it suits you. CLAAS connect gives you a whole host of options.
- Increase throughput, grain quality and comfort. Active forward travel control or a threshing unit which adjusts itself help you achieve these goals.



# CEMOS operators are unbeatable.

## Configure CEMOS AUTOMATIC for your specific requirements.

CEMOS AUTOMATIC is a self-learning operator assistance system which provides you and your operators with continuous, active support throughout the entire work process. On the basis of agricultural economics parameters, such as grain quality, threshing quality, standard of cleaning, straw quality and throughput, the system checks sensors and settings. It optimises your TRION to its technical performance limits while it is running.

### The operator decides.

You tell the system your requirements concerning the grain quality and loss level. During harvesting, CEMOS AUTOMATIC optimises the performance of your machine to meet your criteria precisely.

Performance made to measure: CEMOS packages.  
There's a level to meet every requirement.

**CEMOS AUTO**  
10% performance increase with greater comfort, safety and learning capability


- Automatic forward travel control
- Dialogue-based optimisation
- Consistent threshing quality
- Automatic crop flow monitoring
- Lasting learning effect
- Operator stress relief and operating safety are increased

**CEMOS AUTO Plus**  
up to 20% performance increase and improved grain cleaning

- Automatic optimisation of ROTO PLUS
- Secondary separation and cleaning
- Digital measurement and display of composition of returns
- Lasting learning effect
- Operator stress relief and operating safety are increased

**CEMOS AUTO Professional**  
Automatic optimisation along the entire crop flow path

- Automatic optimisation of the threshing unit
- GRAIN QUALITY CAMERA scans and analyses
- Grain quality and cleaning
- Fewer impurities
- Optimisation of grain quality
- Lasting learning effect
- Operator stress relief and operating safety are increased



### CEMOS AUTOMATIC functions

- 1 **CEMOS DIALOG**  
Guides the operator to the optimal machine setup
- 2 **AUTO CROP FLOW**  
Protects the entire system against overload (sensor B)
- 3 **AUTO SLOPE**  
Controls the fan setting on the basis of the slope (sensors K and D)
- 4 **CRUISE PILOT**  
Actively controls the harvesting speed (sensors A, F and D)
- 5 **AUTO CLEANING**  
Improves cleaning by controlling the sieve opening and fan speed (sensors A, C, D, G, I, J and K)
- 6 **AUTO SEPARATION**  
Controls rotor speed and rotor flap position in order to improve secondary separation (sensors A, D, E, F and K)
- 7 **AUTO THRESHING**  
Provides fully automatic adjustment of the threshing concave clearance and the threshing drum speed (sensors A, B, D, E, F, G, H and I)
- 8 **4D cleaning system**  
Controls the rotor flap position on the basis of the slope in order to make optimal use of the cleaning capacity (sensors K, D and E)
- 9 **NEW: AUTO HEADER**  
Actively controls the position of the reel and the VARIO cutterbar table (sensors A and L)

### CEMOS AUTOMATIC sensors

- A **Material feed height sensor**  
Detects the overall throughput of the machine (grain and straw)
- B **Drum speed monitoring**  
Monitors drive speeds and loads
- C **GRAINMETER**  
Determines the grain content in the returns
- D **Throughput monitor for sieve pan**  
Measures loss at end of sieve pan
- E **ROTO PLUS throughput monitor**  
Detects losses at the rotor output
- F **Engine load**  
Provides information about the load factor of the diesel engine
- G **Grain moisture sensor**  
Measures the grain moisture
- H **QUANTIMETER**  
Determines the machine's grain throughput
- I **GRAIN QUALITY CAMERA**  
Determines the grain quality
- J **Returns volume**  
Detects the overall volume in the returns
- K **Incline sensor**  
Measures the machine incline
- L **FIELD SCANNER**  
Detects the height of the plants

# Optimise CEMOS AUTOMATIC for your fields.

## The functions of CEMOS AUTOMATIC.

In CEMOS AUTOMATIC you have a self-learning, modular operator assistance system. Choose from the set of available functions the ones that are most cost-effective for your farm.

CRUISE PILOT and AUTO SLOPE, for example, provide economical access to automation. With these functions, as well as benefiting from intelligent forward travel control, your TRION is able to adjust the fan speed automatically. This allows the grain cleaning system to operate without losses in undulating terrain.

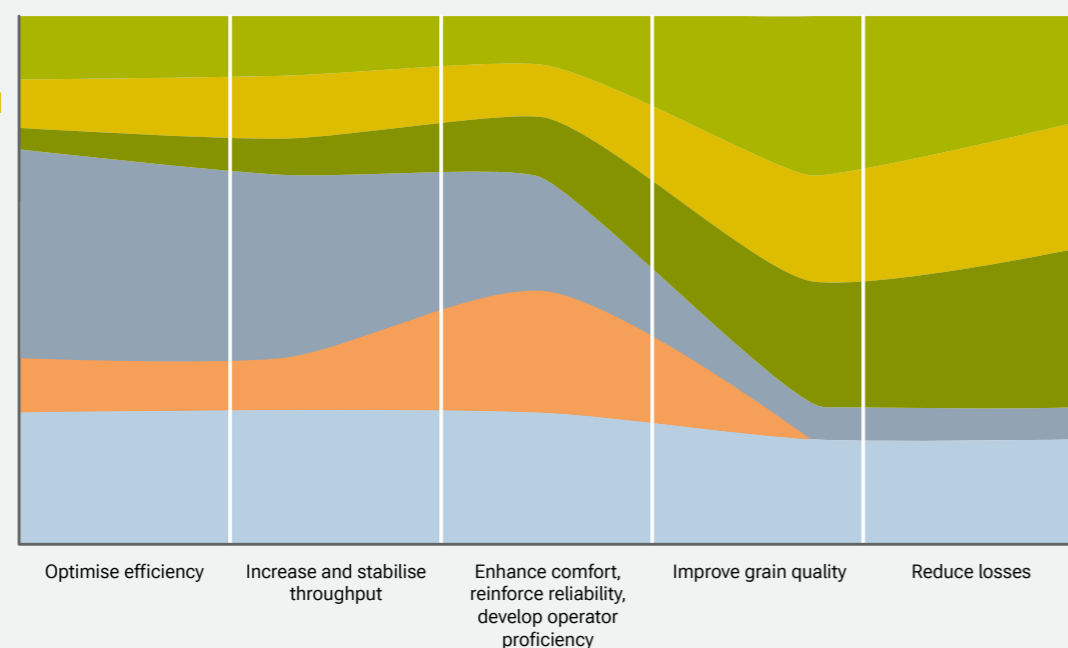
Or you can choose the full version of CEMOS AUTOMATIC and let the machine optimise its threshing unit, primary and secondary separation autonomously. You benefit from high throughput, clean grain and reduced fuel consumption.

## Harvesting at the limit.

- Your operators' workload is reduced significantly.
- They achieve more throughput and a high standard of grain cleaning.
- Downtime due to blockages or overloading is avoided.
- The fuel efficiency of your TRION is improved.
- You have no outages because of incorrect settings.
- You reduce costs and effort effectively.
- You increase your campaign performance.

CEMOS AUTOMATIC supports your harvesting performance.

AUTO THRESHING  
AUTO SEPARATION  
AUTO CLEANING  
CRUISE PILOT  
AUTO CROP FLOW  
CEMOS DIALOG



The CEMOS AUTOMATIC functions support you throughout the entire harvest. You can configure the functions in such a way that they are a precise fit for your requirements. The user-friendly CRUISE PILOT, for example, helps you optimise efficiency while increasing throughput and stabilising it. If you wish to improve the grain quality and reduce losses, AUTO THRESHING will provide you with optimal support.

## AUTO CROP FLOW recognises peak loads.

If the preset slip limit is overshoot, AUTO CROP FLOW prevents any more material from entering the machine. This avoids downtime due to blockages, damage or overloading.

## AUTO SLOPE manages cleaning on slopes.

AUTO SLOPE reduces your workload by controlling the fan speed on the basis of the longitudinal tilt. In this way, you are able to increase throughput and reduce grain losses on slopes.

The cleaning performance always remains stable. The crop flow in the cleaning system is maintained.

## CRUISE PILOT controls the speed.

The optimal harvesting speed increases your productivity. CRUISE PILOT controls it automatically on the basis of the engine load. It is possible to choose from three strategies:

- 1 **Maximum throughput with loss monitoring: you are always harvesting at the machine's performance limit.**
- 2 **Constant throughput: all the key assemblies are subject to consistent loading even under changing conditions.**
- 3 **Cruise control: you work at a constant harvesting speed.**

## CEMOS AUTO CLEANING.

The fan speed and the upper and lower sieve opening are the parameters by which CEMOS AUTO CLEANING automatically regulates the cleaning. In the background, the system continuously tests various settings to optimise performance. If parameters such as yield, grain quality, throughput or moisture change, CEMOS AUTO CLEANING reacts immediately.

## CEMOS AUTO SEPARATION.

The TRION uses CEMOS AUTO SEPARATION to optimise the secondary separation continuously. It automatically adjusts the speed of the rotors and the position of the rotor flaps as soon as the harvest conditions change. Unnoticed by the operator, CEMOS AUTO SEPARATION tests various settings in the background and selects the best one.

## CEMOS AUTO THRESHING.

The system improves the performance of the threshing unit and primary separation. It controls the threshing concave clearance and the threshing drum speed fully automatically. A comparison of all the possible settings to optimise performance takes place in the background.

## NEW: CEMOS AUTO HEADER.

The FIELD SCANNER sensor detects the height of the plants while the material feed height sensor in the feeder housing evaluates the crop flow. On the basis of these data, CEMOS AUTO HEADER actively controls the position of the reel and the VARIO cutterbar table. This results in an optimal crop feed at all times along with a significant reduction in the workload for the operator.



CEMOS AUTO HEADER has been awarded a silver medal by the Agritechnica Innovations Commission.

# CEMOS DIALOG motivates you like never before.



## Greater safety and reliability in the field.

Controlled through CEBIS, the CEMOS DIALOG operator assistance system guides you to the optimal machine setup. Settings which are confirmed by you are implemented directly by CEMOS DIALOG. You are motivated to check the settings more frequently and also benefit from the learning effects.

## NEW: CEMOS DIALOG analyses the machine's performance.

The machine always keeps you informed about the scope for optimisation. It continuously indicates all the factors imposing the greatest limitations on throughput and actively suggests ways to increase performance. It even calibrates the sensitivity of the loss sensors automatically while running. If you change the accepted loss level during harvesting, CEMOS DIALOG automatically adjusts the sensitivity of



the sensors. There is no need for another loss measurement to be performed.

## CEMOS Advisor app supports you.

The free CEMOS Advisor smartphone app helps you find the optimal machine setting. The grain loss calculation is already integrated in this valuable adjustment aid.

## Increase campaign performance.

Setting the correct loss rate plays a decisive role in increasing your campaign performance. An accurately set grain loss ratio ensures that you do not waste any power. Once the losses have been determined and the sensitivity of the loss sensors has been adjusted accordingly, CEMOS AUTOMATIC applies the optimal settings. In this way, the system always brings the machine precisely up to the limit of acceptable losses. Another benefit of this system is that it prevents the entry of incorrect values which could slow the machine down.

## Determine losses.

### Loss sensor programming.

CEMOS DIALOG supports you when it comes to calibrating the loss sensors for the separation and cleaning stages. You can use the same loss control pan which you are already using.

The system guides you steadily, step-by-step, through the loss measurements. It asks you to input the dimensions of your loss control pan and tells you when to deploy it. Once you have entered the measurements obtained with the loss control pan (volume, weight or number of grains), CEMOS DIALOG suggests a value for the sensitivity of the loss sensors. The better the sensor sensitivity setting, the more precise the loss indication. These data allow CEMOS AUTOMATIC to set up the machine to operate more efficiently.

### Adjusting the sensitivity.

This is a situation you will recognise: you start harvesting in the morning with a loss level of 0.5%. In the afternoon, there is a risk of rain. You want to adjust the loss limit to 1%. As soon as you enter the new loss value, CEMOS DIALOG automatically determines the corresponding value for the sensitivity of the loss sensors. CEMOS AUTOMATIC runs the machine at the maximum loss limit again and optimises the throughput. This saves you a lot of time, as there is no need for another measurement of losses to be performed with a loss control pan.



The dimensions of the loss control pan being used are entered in CEBIS

## NEW: CEMOS DIALOG optimises the quality of your crop.

You specify the level of crop quality you wish to obtain, CEMOS DIALOG asks for your target values and assists you with calibration of the GRAIN QUALITY CAMERA. The system then guides you step by step to the sought-after result.

Operating in the background, the GRAIN QUALITY CAMERA continuously analyses the harvested material for broken grains and non-grain constituents. You are kept informed at all times about the current quality of the crop. At the same time, CEMOS AUTO THRESHING uses the results of the analysis for continuous optimisation of the threshing unit settings.

## Harvest right up to the grain loss limit.

- You only have to calibrate the loss sensors at the start of the day.
- CEMOS DIALOG actively supports you with loss measurements.
- After the loss level has been changed, the sensitivity of the sensors is corrected automatically.
- The machine always works precisely up to the limit set for acceptable losses.

# The TRION harvests accurately down to the last centimetre.

## Keep the number of passes to a minimum.

Steering systems are an essential tool in your everyday work. The TRION can be equipped with three automatic steering systems, which you can choose between on the basis of the task in question: the digital AUTO PILOT, the satellite-based GPS PILOT CEMIS 1200 and the electro-optical LASER PILOT.



## Precision for every task.

- The GPS PILOT steers precisely and can be controlled intuitively via CEMIS 1200.
- The AUTO PILOT helps you work precisely in maize.
- With dynamic steering you can turn quickly and easily at the end of the field.

## GPS PILOT CEMIS 1200 is precise.

The satellite-based automatic steering system from CLAAS is permanently integrated in the machine. It supports you in all tasks which depend on high pass-to-pass accuracy. You start the GPS PILOT via the multifunction lever. It actively controls the steering hydraulics and takes you across the field, always on the right track, using the full working width with no overlapping and regardless of the light conditions. It works at night or in low visibility just as precisely as it does in full daylight. You receive correction signals for whichever degree of accuracy you require.

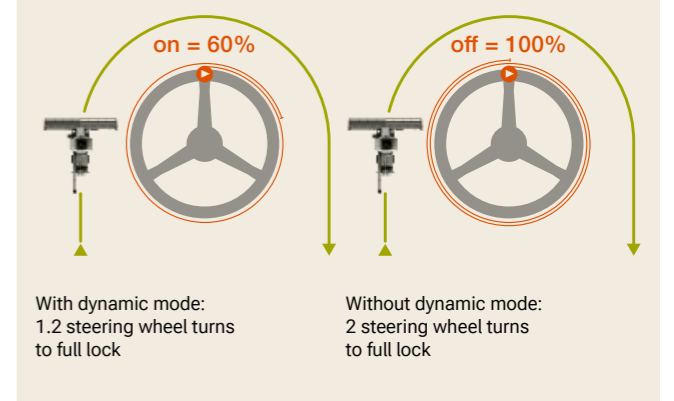
## CEMIS 1200 is the future.

With CEMIS 1200 you have an entirely new steering terminal in the cab of your combine harvester. You can count on its support for precision GPS tracking. It also allows you to handle all the common precision farming applications. You can map your yields in real time, manage your jobs and document them directly on the machine. You will be familiar with the control logic from your CEBIS. CEBIS 1200 can be controlled just as intuitively.

- Monitor your yield map live in CEMIS 1200 while the harvest is in progress
- Transmit your jobs online to CLAAS connect
- Use CLAAS connect to send jobs with pre-planned reference tracks to your entire fleet



## Dynamic steering



## Dynamic steering for fast turning.

You steer the TRION with about four steering wheel turns from lock to lock. If you prefer a less demanding steering input when you have to turn at the end of the field, you can activate the dynamic steering system. This reduces by 40% the extent to which the steering wheel has to be turned to go from straight-ahead running to full lock. This functionality is conditional on a speed of less than 10 km/h.

## AUTO PILOT.

Two digital sensors incorporated in one of the snapping units of the maize picker guide the TRION automatically through the rows of maize, thereby ensuring it is in the optimal position in the crop.



# A connected TRION is more productive.

## Digitalisation pays.

Intelligent digitalisation matched to the requirements of your farm reduces your workload and increases your productivity. Data generated in completely different places can be collected and evaluated centrally. This conserves your resources and improves your farm operations.

To enable you to get more out of the TRION and your other machines, CLAAS offers a range of modules which allow systems, technology and working processes to be connected with each other, regardless of the manufacturer.

## Forward planning in the office.

- Use CLAAS connect to determine the harvest sequence per crop on the basis of maturation
- Prepare jobs including reference tracks and transfer them to CEMIS 1200

## Optimisation on the machine.

- Create and manage all jobs directly on the machine with CEMIS 1200
- All job data are documented online as an automatic background operation
- Transmit data from different manufacturers' products into the cloud smoothly
- Use CLAAS connect and the CEMOS Advisor app to monitor the performance of the combine harvester and make full use of it
- Save valuable maintenance and service time with remote diagnostics

## Detailed assessment in the office.

- Transfer and document job and harvest data quickly
- Analyse fields easily and map yields precisely
- Assess work processes intensively and identify scope for improvement

## CLAAS connect. Your whole farm in an app.

Automatic documentation of machine and harvest data, connectivity functions, farm management solutions, parts, licences – with CLAAS connect you have the whole world of CLAAS in your pocket.

## More operational reliability.

You can view all service and maintenance data and have a direct connection with your dealer. It takes next to no time to find the operating instructions for your TRION and to order consumables and parts<sup>1</sup> straight from your dealer.

## Complete machine overview.

No matter where you are, you can keep an eye on your machine's performance and see the expected completion time for the work in the field. You can optimise the settings of your TRION with CEMOS Advisor.

<sup>1</sup>Shop offer may vary according to country

## Efficient job management.

Create jobs with a click in CEMIS 1200 and send them online to the field and back again.

## Clear yield maps.

The Geocenter takes care of creating your yield maps. You can find all geodata, maps and associated machine data clearly arranged in one place.

## Cross-brand fleet management.

It is easy to connect third-party machines via Data connect. The Connection Manager makes it possible to exchange and share all machine data.

## Two Connect packages to make your job easier.

The Connect packages get you on the right track to manage all your farm's digital tasks. Your CLAAS sales partner and digital specialist will set you up with all the functions you need for your business.



## CLAAS connect packages for combine harvesters.

<p><b>Connect Package</b></p>	<p><b>Documenting</b></p> <ul style="list-style-type: none"> <li>- CLAAS connect</li> <li>- Optional: farm licences for CLAAS connect</li> <li>- Machine connect</li> </ul>
<p><b>Connect Package PROFESSIONAL</b></p>	<p><b>Documenting, Steering, Precision farming</b></p> <ul style="list-style-type: none"> <li>- CLAAS connect</li> <li>- Optional: farm licences for CLAAS connect</li> <li>- Machine connect</li> <li>- GPS PILOT CEMIS 1200</li> <li>- TC Geo</li> </ul>

# Save time on maintenance.

## A TRION is not a lot of work.

The TRION is built for you and your individual harvesting requirement. Benefit from its assistance systems every day you use it, and from its reliability for its entire lifetime. To help you take good care of it, all the maintenance points are positioned logically, clearly indicated and easily accessible. These measures save time when performing daily maintenance tasks.

## Easy visual inspections.

When something is easy to find, it will be checked. All the maintenance and lubrication points are clearly visible and provided with stickers indicating their purpose. An integrated display on the tensioners tells you about the belt tension. All oil levels can be read clearly via level gauges.

## Excellent accessibility.

The radiator and engine compartment are accessed conveniently via a platform. Slip-resistant steps and a rail make for easy access to the grain tank and inspection window. Attachment points for the portable ladder are located around the whole machine. The exterior of the cab is equipped with steps and handles to allow you to clean the windows safely.

## Easy lubrication.

All lubrication points are grouped in central grease anchor blocks. The grease anchor blocks are clearly marked and easy to reach from a standing position.



PREMIUM LINE components with enhanced durability.

## Wear-resistant PREMIUM LINE quality.

PREMIUM LINE components are extra wear-resistant and durable. Even with intensive annual use or when subjected to aggressive crops, these parts will not usually have to be changed until after several campaigns. This increased durability is achieved through special manufacturing processes, high-quality materials and special coatings.

All components subject to particularly heavy wear and tear in the crop flow are optionally available in PREMIUM LINE quality: threshing unit, grain collection system, grain tank, grain tank unloading system, secondary separation, straw chopper knife and power spreader.



Easy visual check of all oil levels



Many attachment points for the mobile ladder



Easily accessible grease anchor blocks

## Long oil-change intervals.

A TRION belongs in the field, not in the workshop. Important oil products for the working hydraulics, TERRA TRAC and transfer gearbox only have to be changed after two years or 1,000 operating hours. An engine oil change is only due after two years or 500 operating hours. As a result, downtime is reduced and you make significant savings on the cost of consumables.


## Maintenance at its most convenient.

Connection points for the air compressor are situated in front of the cab door, by the tool compartment and in the engine compartment. The tool compartment is large enough to accommodate the toolbox and the grease gun. Spare parts for the front attachment can be stored in a separate compartment. A 15-litre reservoir holds plenty of water for hand washing when work is over.

## Daily maintenance made easier.

- The new maintenance and access system saves you time which you can use effectively in the field.
- Long oil-change intervals mean you save on effort, working time and operating costs.
- You can perform the daily maintenance tasks easily, quickly and conveniently.
- Remote Service simplifies maintenance activities and ensures that scheduled servicing takes place exactly when it is due.

Built for your fields.  
TRION 740 / 730 / 720 / 710.



- |  |  |
|--|--|
| 1 New comfort cab  | 9 Grain tank with capacity of up to 12,000 l       |
| 2 CEMOS AUTOMATIC  | 10 Grain tank unloading tube with 105° pivot angle |
| 3 LED lighting packages  | 11 Pivoting spout                                  |
| 4 Feeder housing with dust extraction                                  | 12 Cummins engines                                 |
| 5 APS HYBRID threshing unit  | 13 Deflector spreader or power spreader            |
| 6 JET STREAM cleaning  |  |
| 7 ROTO PLUS secondary separation: TRION 740 / 730 / 720 with one rotor |  |
| 8 High-performance grain elevator with QUANTIMETER                     |  |

Powerful performance that simply fits.  
TRION 760 / 750.



- |  |  |
|--|--|
| 1 New comfort cab  | 9 Grain tank with capacity of up to 13,500 l       |
| 2 CEMOS AUTOMATIC  | 10 Grain tank unloading tube with 105° pivot angle |
| 3 LED lighting packages  | 11 Pivoting spout                                  |
| 4 Feeder housing with dust extraction                            | 12 MAN engines                                     |
| 5 APS HYBRID threshing unit                                      | 13 DYNAMIC COOLING                                 |
| 6 JET STREAM cleaning  | 14 Deflector spreader or power spreader            |
| 7 ROTO PLUS secondary separation: TRION 760 / 750 with one rotor | 15 Wheeled machine, TERRA TRAC                     |
| 8 High-performance grain elevator with QUANTIMETER               |  |

**Parts and services?**

**Everything, at  
the right time.**

**We're here for you – by your side to help achieve the best possible result.**

Keeping you operational is the top priority for CLAAS. With our comprehensive service, parts and consumables, we ensure that your machines can always deliver optimum performance.

Our support includes a wide range of maintenance and repair services available from your dealer, an extensive line-up of ORIGINAL parts and consumables as well as digital tools which support your planning and decision-making. Because keeping you operational is what really counts.

**Fully covered with MAXI CARE service contracts.**

MAXI CARE offers you all the repair and maintenance cover you need. This comprehensive range of contracts ensures that your machines are always operational so that you can concentrate fully on your main activities. CLAAS offers you a choice of four MAXI CARE service contracts tailored to the specific requirements of your business.



# Being a CLAAS machine is the most compelling feature of all.



## Performance.

- APS HYBRID ensures stable, high throughput.
- The JET STREAM cleaning system cleans the grain intensively.
- The 3D cleaning system compensates for side slopes.
- Common-rail technology with Stage IIIA emission standard
- The pivoting spout on the grain tank unloading tube directs the stream precisely.
- MAN and Cummins engines provide high performance reserves.



## Precision.

- Operator assistance systems, such as CEMOS AUTOMATIC, optimise the machine right up to its technical performance limits.
- The GPS PILOT CEMIS 1200 keeps the machine precisely on track.
- Automatic documentation of your work and yield data with CLAAS connect
- Comparison and optimisation of machines in the field with CLAAS connect.



## Adaptability.

- Preconcave and threshing concave segments can be changed quickly.
- With the threshing drum speed reduction gearbox, you can switch between two speed ranges without having to use any tools.
- The crop type can be changed quickly and effortlessly.
- The POWER TRAC all-wheel drive and differential lock keep you operating safely and reliably in difficult terrain.



## Reliability.

- The maintenance and access system saves you time and money.
- Wear-resistant PREMIUM LINE components ensure high operational reliability.
- All maintenance points can be accessed very easily.
- Long maintenance intervals reduce downtime and expenditure on consumables.
- Remote Service simplifies the periodic maintenance tasks.
- MAXI CARE keeps repair and breakdown risks to a minimum.

TRION			760/ 760 TT <sup>1</sup>	750/ 750 TT <sup>1</sup>	740 / 740 TT <sup>1</sup>	730 / 730 TT <sup>1</sup>	720	710
Tyres on drive axle		ø cat.	External width					
900/60 R38 CHO	m	2.05	3.61	3.61	3.61	3.61	3.61	3.61
900/60 R32	m	1.95	3.61	3.61	3.61	3.61	3.61	3.61
800/70 R38 CHO	m	2.05	3.47	3.47	3.47	3.47	3.47	3.47
IF 800/70 R38 CFO	m	2.05	3.48	3.48	3.48	3.48	3.48	3.48
IF 800/70 R32 CFO	m	1.95	3.48	3.48	3.48	3.48	3.48	3.48
800/70 R32 CHO	m	1.95	3.48	3.48	3.48	3.48	3.48	3.48
800/70 R32	m	1.95	3.48	3.48	3.48	3.48	3.48	3.48
710/75 R34	m	1.95	3.30	3.30	3.30	3.30	3.30	3.30
680/80 R38 CHO	m	2.05	3.20	3.20	3.20	3.20	3.20	3.20
IF 680/85 R32 CFO	m	1.95	3.22	3.22	3.22	3.22	3.22	3.22
680/85 R32	m	1.95	3.22	3.22	3.22	3.22	3.22	3.22

TRION			760/ 760 TT <sup>1</sup>	750/ 750 TT <sup>1</sup>	740 / 740 TT <sup>1</sup>	730 / 730 TT <sup>1</sup>	720	710
Tyres on steering axle		ø cat.						
750/85 R26 IMP	m	1.65	4.12	4.12	4.12	4.12	4.12	4.12
710/60 R30 IMP	m	1.65	4.08	4.08	4.08	4.08	4.08	4.08
VF620/70 R26 MI	m	1.50	3.50	3.50	3.50	3.50	3.50	3.50
620/55 R26 IMP MT	m	1.35	3.48	3.48	3.48	3.48	3.48	3.48
600/65 R28 IMP MT	m	1.50	3.50	3.50	3.50	3.50	3.50	3.50
500/85 R24 IMP MT	m	1.50	3.27	3.27	3.27	3.27	3.27	3.27
500/70R24 IMP	m	1.35	3.27	3.27	3.27	3.27	3.27	3.27

Front attachments		
VARIO cutterbars		VARIO 1230, VARIO 1080, VARIO 930, VARIO 770, VARIO 680, VARIO 620, VARIO 560, VARIO 500
CERIO cutterbars		CERIO 930, CERIO 770, CERIO 680, CERIO 620, CERIO 560
Rapeseed equipment		For all standard and VARIO cutterbars, not available for CERIO cutterbars
Folding cutterbars		C 540, C 450
ROVIO maize pickers	rows	12, 8, 6
SUNSPEED	rows	16, 12, 8
MAXFLEX		MAXFLEX 930, MAXFLEX 770, MAXFLEX 680, MAXFLEX 620, MAXFLEX 560
CONVIO FLEX		CONVIO FLEX 1230, CONVIO FLEX 1080, CONVIO FLEX 930, CONVIO FLEX 770
CONVIO		CONVIO 1230, CONVIO 1080, CONVIO 930, CONVIO 770
VARIO rice cutterbars		Available as HD version with rice harvesting accessory pack
CERIO rice cutterbars		Available as HD version with rice harvesting accessory pack
SWATH UP		SWATH UP 450
Front attachment variable speed drive (electrohydraulic)	rpm	300-430
Front attachment step drive	rpm	340. 430
Instant cutterbar brake		o

<sup>1</sup> TERRA TRAC

TRION		760/ 760 TT <sup>1</sup>	750/ 750 TT <sup>1</sup>	740 / 740 TT <sup>1</sup>	730 / 730 TT <sup>1</sup>	720	710
<b>Threshing unit and primary separation</b>							
APS HYBRID		●	●	●	●	●	●
Threshing drum width	mm	1420	1420	1420	1420	1420	1420
Threshing drum diameter	mm	600	600	600	600	600	600
Threshing drum speed	rpm	400-1050	400-1050	400-1050	400-1050	400-1050	400-1050
With reduction gear		180-450 / 400-1050	180-450 / 400-1050	180-450 / 400-1050	180-450 / 400-1050	180-450 / 400-1050	180-450 / 400-1050
Threshing concave wrap angle	degrees	142	142	142	142	142	142
Main concave area	m <sup>2</sup>	1.06	1.06	1.06	1.06	1.06	1.06
Rice threshing unit		○	○	○	○	○	○
<b>Secondary separation</b>							
ROTO PLUS		●	●	●	●	●	●
Rotors	No.	1	1	1	1	1	1
Feed drum diameter	mm	382	382	382	382	382	382
Rotor length	mm	4200	4200	4200	4200	4200	4200
Rotor diameter	mm	570	570	570	570	570	570
Rotor concaves	No.	6	6	6	6	6	5
Rotor flap segments	No.	0 / 2 / 4	0 / 2 / 4	0 / 2 / 4	0 / 2 / 4	0 / 2 / 4	0 / 2 / 4
Operation		Hydraulic	Hydraulic	Mech- anical / Hydraulic	Mech- anical / Hydraulic	Mech- anical / Hydraulic	Mech- anical / Hydraulic
Rotor speed	rpm	480-1250 / 450-1050	480-1250 / 450-1050	480-1250 / 450-1050	450-1050	450-1050	450-1050
<b>Cleaning</b>							
JET STREAM		●	●	●	●	●	●
Fan adjustment, hydraulic		●	●	●	●	●	●
4D cleaning system		○	○	○	○	○	○
Total sieve area	m <sup>2</sup>	5.1	5.1	5.1	5.1	5.1	5.1
Returns display in CEBIS		○	○	○	○	○	○
GRAINMETER		○	○	○	○	○	○
<b>Grain tank</b>							
Capacity (as per ANSI/ASAE S312.2)	l	13500 / 12000	12000 / 11000	12000 / 11000	12000 / 11000	12000	10500
Unloading auger swivel angle	degrees	105	105	105	105	105	105
Unloading rate	l/s	130/110	130/110	130/110	130/110	130/110	130/110
QUANTIMETER yield meter		○	○	○	○	○	○
Grain moisture sensor		○	○	○	○	○	○
<b>Chopper</b>							
Deflector spreader with STANDARD CUT chopper, 52 knives		○	○	○	○	○	○
Deflector spreader with SPECIAL CUT chopper, 72 knives		○	○	○	○	○	○
Power spreader with SPECIAL CUT chopper, 72 knives		○	○	○	○	○	○
Chaff spreader		○	○	○	○	○	○
Automatic discharge direction adjustment		○	○	○	○	○	○

<sup>1</sup> TERRA TRAC

CLAAS continually develops its products to meet customer requirements. This means that all products are subject to change without notice. All descriptions and specifications in this brochure should be considered approximate and may include optional equipment that is not part of the standard specifications. This brochure is designed for worldwide use. Please refer to your nearest CLAAS dealer and their price list for local specification details. Some protective panels may have been removed to present the function more clearly in photographs. To avoid any risks, you should never remove these protective panels yourself. In this context, please refer to the relevant instructions in the operator's manual.

All technical specifications relating to engines are based on the European emission regulation standards: Stage. Any reference to the Tier standards in this document is intended solely for information purposes and ease of understanding. It does not imply approval for regions in which emissions are regulated by Tier.

● Standard ○ Option □ Available – Not available

TRION		760/ 760 TT <sup>1</sup>	750/ 750 TT <sup>1</sup>	740 / 740 TT <sup>1</sup>	730 / 730 TT <sup>1</sup>	720	710
<b>Chassis</b>							
TERRA TRAC crawler tracks with hydropneumatic suspension and electric gear shift		○	○	○	○	○	–
POWER TRAC 4-wheel drive		○	○	○	○	○	○
Mechanical gear shift (2-speed)		●	●	●	●	●	●
Electric gear shift (2-speed)		○	○	○	○	○	○
20 km/h		○	○	○	○	○	○
25 km/h		○	○	○	○	○	○
30 km/h		○	○	○	○	○	○
Differential lock for wheeled machine		○	○	○	○	○	○
<b>Engine Stage IIIA / Tier 3</b>							
Manufacturer / Type		MAN / D26	MAN / D26	Cummins / QSL 9	Cummins / QSL 9	Cummins / QSL 9	Cummins / QSL 9
Emission standard		760	750	740	730	720	710
Cylinders / displacement	No./l	6/12.4	6/12.4	6/8.9	6/8.9	6/8.9	6/8.9
Maximum output (ECE R 120)	kW/hp	373/507	343/466	314/427	300/408	270/367	240/326
Fuel consumption measurement		●	●	●	●	●	●
Fuel tank capacity	l	1000	800 / 1000	800 / 1000	800 / 1000	800 / 1000	800 / 1000
Urea tank capacity	l	100	100	100	100	100	100
DYNAMIC POWER		●	●	●	●	●	●
Data management							
Machine connect – 5-year licence		●	●	●	●	●	●
Job management		○	○	○	○	○	○
Yield mapping		○	○	○	○	○	○
<b>Operator assistance systems</b>							
CRUISE PILOT		○	○	○	○	○	○
AUTO SLOPE		○	○	○	○	○	○
AUTO CROP FLOW		○	○	○	○	○	○
CEMOS AUTO CLEANING		○	○	○	○	○	○
CEMOS AUTO SEPARATION		○	○	○	○	○	○
CEMOS AUTO THRESHING		○	○	○	○	○	○
CEMOS DIALOG		○	○	○	○	○	○
CEMOS AUTO HEADER		○	○	○	○	○	○
GRAIN QUALITY CAMERA		○	○	○	○	○	○
<b>Steering systems</b>							
GPS PILOT CEMIS 1200		○	○	○	○	○	○
AUTO PILOT		○	○	○	○	○	○
LASER PILOT		○	○	○	○	○	○
<b>Weights</b>							
Without front attachment, straw chopper and chaff spreader, full fuel tank, full urea tank (weights can vary depending on equipment)	kg	16800 / 20100 (TT <sup>1</sup> )	16800 / 20100 (TT <sup>1</sup> )	16200 / 19500 (TT <sup>1</sup> )	15900 / 19200 (TT <sup>1</sup> )	15900 / 19200 (TT <sup>1</sup> )	15700
<b>Sound pressure level and vibrations</b>							
Equivalent continuous A-weighted sound pressure level in various operating states	dB (A)	76-79	76-79	76-79	76-79	76-79	76-79
Vibration total value (vibration level), to which the upper limbs are exposed, standard EN 1032:2003	m/s <sup>2</sup>	≤ 2.5	≤ 2.5	≤ 2.5	≤ 2.5	≤ 2.5	≤ 2.5
Effective value (vibration level) of the weighted acceleration, to which the whole body is exposed, standard EN 1032:2003	m/s <sup>2</sup>	≤ 0.5	≤ 0.5	≤ 0.5	≤ 0.5	≤ 0.5	≤ 0.5

● Standard ○ Option □ Available – Not available

# We want to make you the best in your field.

In everything we do, the focus is on you, our customers. We understand your daily challenges. Together with you, we develop agricultural technology ensuring you can farm successfully and sustainably today and in the future. Our digital solutions simplify complex processes and make your work so much more convenient.



CLAAS KGaA mbH  
Mühlenwinkel 1  
33428 Harsewinkel  
Deutschland  
Tel. +49 5247 12-0  
[claas.com](http://claas.com)